

Application

Packaging Item
label

Packaging Item label

General requirements

The label shall have the following:

- Sandvik logo
- Sandvik item number
- Description
- Quantity/pack – the amount of pieces packed
- Product weight
- Packaging date
- Trademark disclaimer
- Barcode (Code 39 or Code 128) or QR code of Sandvik item number
- Country of origin

When required, additional information can be added:

- License plate number (LPN)
- Serial number
- Handling unit

As a primary choice, the label should be printed in Carbon Black on a white background.

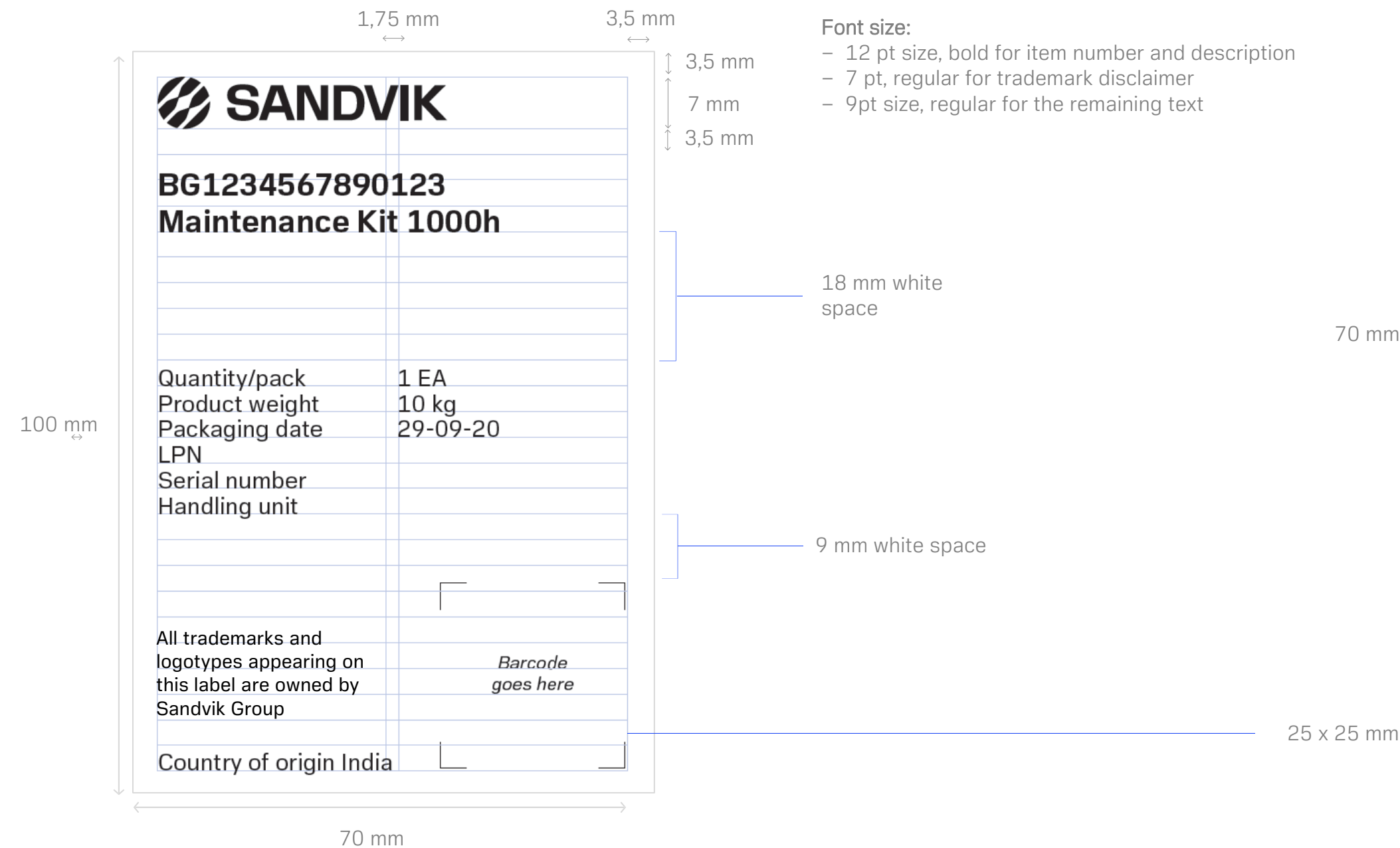
Country of origin may be written in capital letters if required by customs.



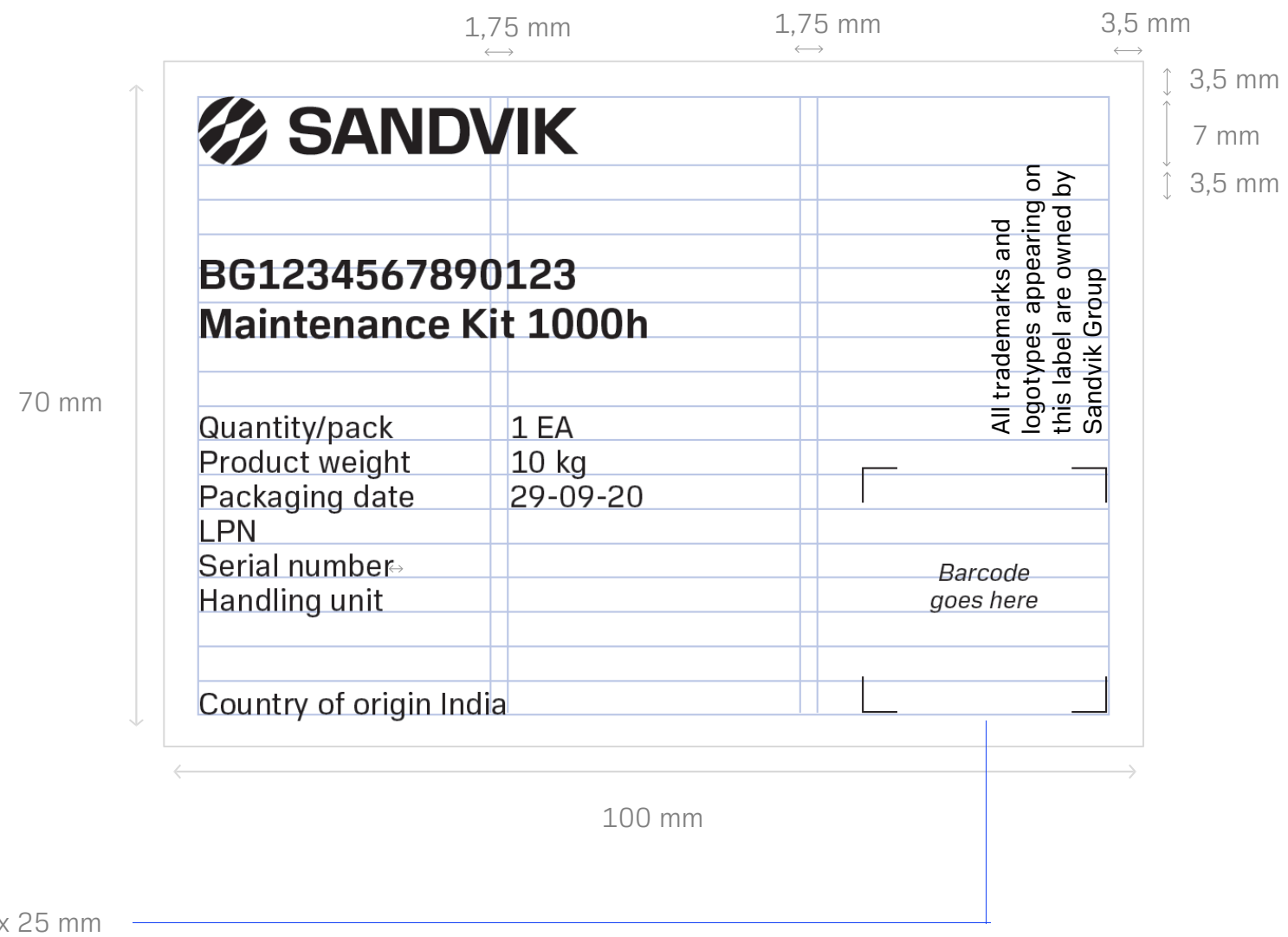
Packaging Item label Grid system

Margin: 3,5 mm
 Gutter: 7 mm
 Grid system: 3,5 mm
 Font: Sandvik Sans Text Regular

Font size:
 - 12 pt size, bold for item number and description
 - 7 pt, regular for trademark disclaimer
 - 9pt size, regular for the remaining text



The grid system is based on 50% of the symbol size. Our primary font choice is Sandvik Sans Text, with Arial serving as a fallback font. In cases where the logotype cannot be used, 'Sandvik' is written in sentence case. Labels may come in different sizes; and therefore, the information should be adjusted to fit the format accordingly.



Vertical format

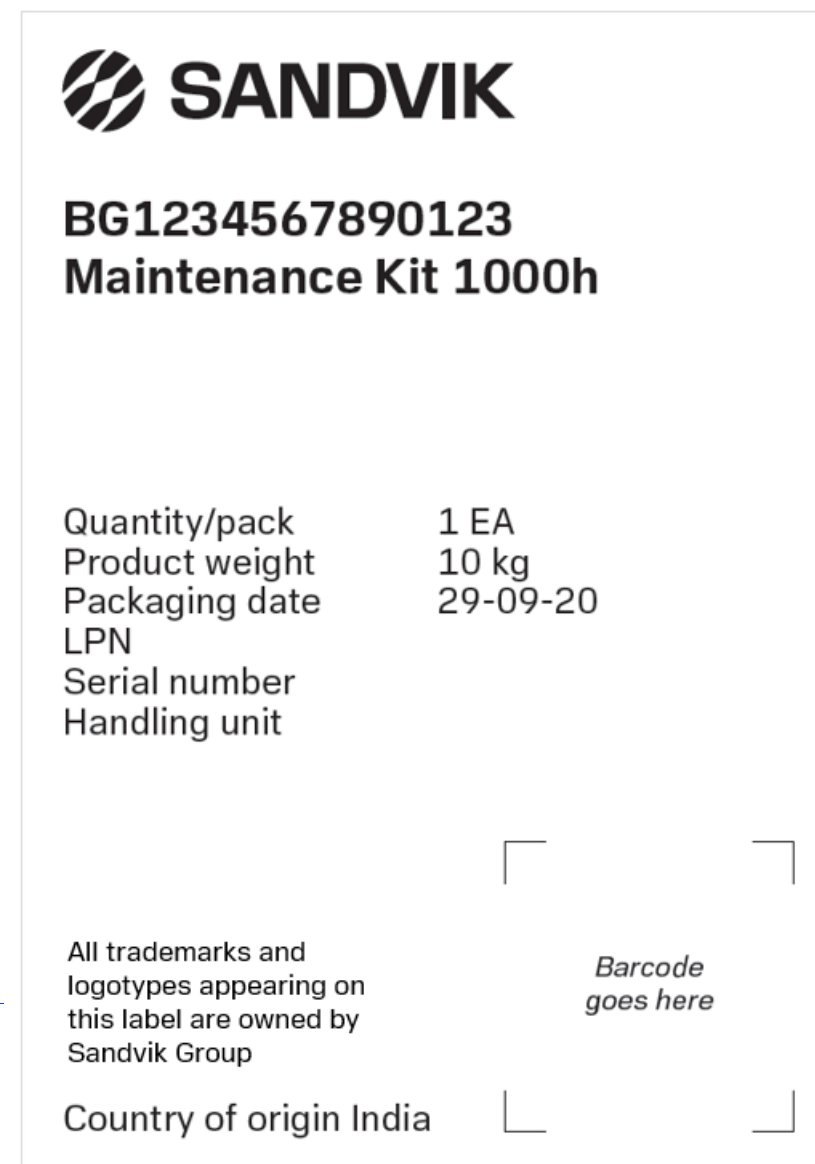
Horizontal format

Label legal notice

Ensuring proper usage of our trademarks in all communication is crucial for their preservation and protection. For printed labels, refer to the following use of legal notice.

Legal notice to be used in packaging labels:

“All trademarks and logotypes appearing on this label are owned by Sandvik Group”



SANDVIK


BG1234567890123
Maintenance Kit 1000h

Quantity/pack	1 EA
Product weight	10 kg
Packaging date	29-09-20
LPN	
Serial number	
Handling unit	

All trademarks and logotypes appearing on this label are owned by Sandvik Group

Barcode goes here

Country of origin India



Packaging Item label Formats

We have two label formats to work with - vertical and horizontal.
Vertical format is the primary choice.



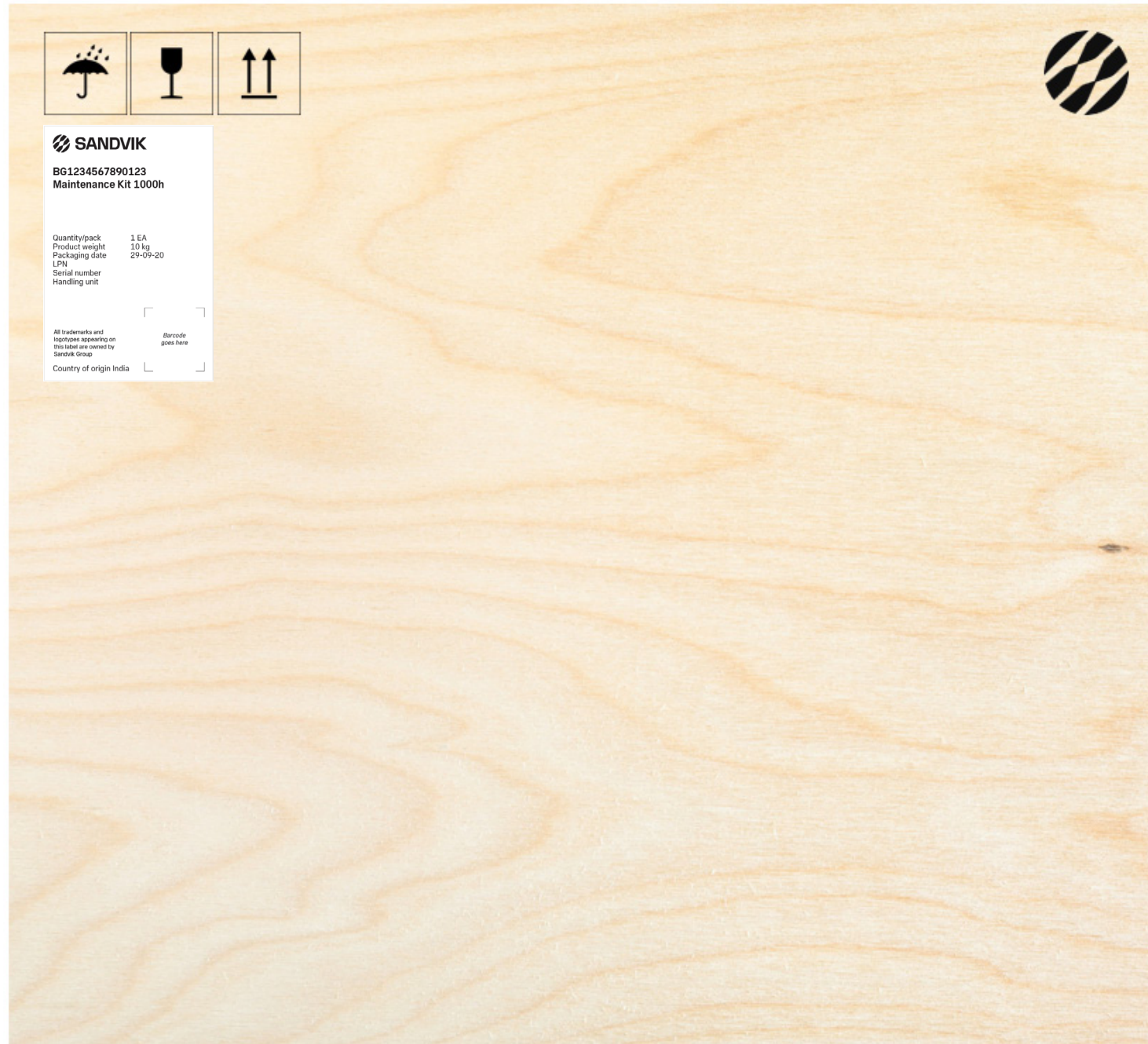
Vertical format



Horizontal format

Packaging Item label Placement

The package label is positioned at the top left corner. Its placement adheres to the designated margins and grid structure of the box.



Packaging Item label Placement on small boxes

When it's necessary to seal packages with a label, particularly small boxes, it's crucial to center the label whenever possible to ensure effective sealing. Label guides are printed directly onto each box to assist with accurate placement and helping to maintain consistency.

Item label size: Label size is 7 cm x 10 cm




Packaging Item label Placement on plastic bags

Place the label on the back of the plastic bag, aligning it with the pre-marked area in the top left corner. The smallest bag has the label top-centered, to facilitate its placement. Ensure it's smooth and wrinkle-free.




Front



Back



Front




Back



Front



Back



SANDVIK