

# Top hammer drilling tools

2024







# Table of contents

## **Sandvik Mining and Rock Solutions**

Sandvik Mining and Rock Solutions reserves the right to make changes to the information in this material without prior notification to users. Please contact a Sandvik representative for clarification on specifications and options.

<b>1. Health and safety information</b>	<b>4</b>
<b>2. Sandvik Rock Tools: A sustainable choice</b>	<b>7</b>
<b>3. Sustainability mission statement</b>	<b>7</b>
<b>4. Experience the calmness of recycling</b>	<b>8</b>
<b>5. Rock Tools carbide recycling</b>	<b>9</b>
<b>6. Rock Tools services</b>	<b>11</b>
<b>7. PowerCarbide®</b>	<b>12</b>
<b>8. More power. Less waste.</b>	<b>14</b>
<b>9. Handheld and small hole drilling</b>	<b>15</b>
<b>10. Face drilling and bolting</b>	<b>27</b>
<b>11. A (r)evolution in top hammer drilling</b>	<b>41</b>
<b>12. Bench drilling</b>	<b>43</b>
<b>13. Curved thread system. Packed with power.</b>	<b>64</b>
<b>14. Long-hole drilling underground</b>	<b>67</b>
<b>15. Shank adapters</b>	<b>89</b>
<b>16. Next generation corrosion protection with the Golden Shank</b>	<b>98</b>
<b>17. Auxiliary tools</b>	<b>109</b>
<b>18. Bit classification, symbol explanation and code keys</b>	<b>113</b>
<b>19. Grinding equipment</b>	<b>120</b>
<b>20. Numerical index with weight table</b>	<b>131</b>



# Health and safety information

<b>Routes of exposure</b>	Grinding or heating hardmetal blanks or hardmetal products will produce dust or fumes with dangerous particles that can be inhaled or swallowed, or which might come in contact with the skin or eyes.	<b>Rotating parts</b>	Shank adapters, rods and bits are rotating parts and can cause severe injury. Stay away while drill rig is in operation. Do not change bit during rotation as you can get stuck and severely injured.
<b>Acute toxicity</b>	The dust is toxic by inhalation. Inhalation may cause Irritation and inflammation in the airways. Skin contact can cause irritation and rash. Sensitive people may experience an allergic reaction.	<b>Disassembly of hot bit, rod, coupling, sleeve, shankadapter and integral steel</b>	<ul style="list-style-type: none"> <li>– Ensure that products are cooled down before disassembling</li> <li>– Never work on hot parts</li> <li>– Consider the appropriate hand protection (gloves) for the handling of warm parts</li> </ul>
<b>Chronic toxicity</b>	Repeated inhalation of aerosols containing cobalt may cause obstruction in the airways. Prolonged inhalation of increased concentrations may cause lung fibrosis or lung cancer. Cobalt is a potent skin sensitizer. Repeated or prolonged contact can cause sensitization.	<b>Changing bits</b>	Do not use a sledge hammer or similar to loosen bits as steel parts may detach and cause severe damage on body parts. Instead use appropriate tools such as knock-off tools or wrenches.
<b>Classification</b>	<p>Following hazard classification according to GHS/CLP applies to the hardmetal powder (3 % ≤ Co &lt; 10 %):</p> <ul style="list-style-type: none"> <li>– Acute Inhalation 3, H331: Toxic if inhaled</li> <li>– Carcinogenicity 1B, H350i, May cause cancer by inhalation</li> <li>– Repr. 2, H361f; Suspected of damaging fertility</li> <li>– STOT RE 1, H372: Causes damage to lungs through prolonged or repeated exposure through inhalation</li> <li>– Resp. Sens. 1B, H334 : May cause allergy or asthma symptoms or breathing difficulties if inhaled</li> <li>– Skin Sens.1, H317: May cause an allergic skin reaction.</li> <li>– Aquatic Acute 1, H400: Very toxic to aquatic life</li> <li>– Aquatic Chronic 2, H411: Toxic to aquatic life, with long lasting effects.</li> </ul>	<b>Cleaning of rods</b>	A particular hazard exists with cleaning rods if the rods contain explosives. Sandvik rock tools should never be used in a hole that has been filled with explosives.
<b>Precautionary statements</b>	<ul style="list-style-type: none"> <li>– Do not breathe the dust</li> <li>– Wear protective gloves/protective clothing/eye protection</li> <li>– In case of inadequate ventilation, wear respiratory protection</li> <li>– Avoid release into the environment</li> </ul> <p>If inhaled and breathing is difficult, please move exposed person to fresh air and keep at rest in a position comfortable for breathing. If experiencing respiratory symptoms, call emergency center immediately.</p>	<b>Dealing with worn parts</b>	Worn parts should be removed and disposed appropriately. Always recycle used rock tools. Please contact your local Sandvik representative for support and further information regarding the recycling process.
		<b>Handling of heavy tools</b>	Lifting heavy items is one of the leading causes of injury, ie strain and crushing body parts in workplaces. Be aware that many of our tools are heavy, so please take necessary and precautionary actions before any manual handling is done to prevent injuries.
		<b>Storing</b>	All products should be stored in a dry place and in their original packaging until they are required for use.
		<b>General</b>	The products in this catalog are designed for drilling holes in rock, and should only be used for this purpose.



# Sandvik Rock Tools: A sustainable choice

Sandvik Rock Tools is committed to contributing to a sustainable world. This commitment is in line with our Sandvik Group sustainability agenda, and we are determined to take action to make the mining industry as sustainable as possible and secure the necessary minerals we need to make the shift towards a sustainable future.

With three clearly defined focus areas for our sustainability work, we embark on this important journey: We Lead the Way, We Build Circularity and We Shift Climate.



## Sustainability mission statement

Sandvik Rock Tools has developed a Sustainability Mission Statement. This states that “we should be a forerunner in making the shift to sustainable business in our industry by being an innovative business partner, who delivers sustainable values (people, planet, profit) for all stakeholders in our industry”.

The sustainability mission statement also clarifies how we drive the sustainability progress within our division through the following four areas:

- We are a part of the solution
- We take responsibility for our business impacts
- We optimize our operations
- We are sustainable people

Learn more about our sustainability work and read our full sustainability report online.



# Experience the calmness of recycling

Few dispute the fact that we need to change the way we operate to further reduce our impact on the planet. We know that small streams make great rivers – and when working together, we make a difference. With our Rock Tools Recycling Program, we support a secure source of scarce minerals, lower the environmental impact and reduce waste.

## Recycling included

Doing the right thing should be easy. That is why our carbide recycling program is now included with all our carbide rock tools. It is completely free – you even get paid for the collected minerals.

Experience the calming effects of recycling, while you know that your worn-out rock tools will be taken care of.

## For the future

Carbide rock tools contain tungsten – a scarce and finite mineral expected to run out in 40 to 100 years. With our Recycling Program, we build circularity. It guarantees the production of premium tools that you can use again, and again, and again – today and in the future.



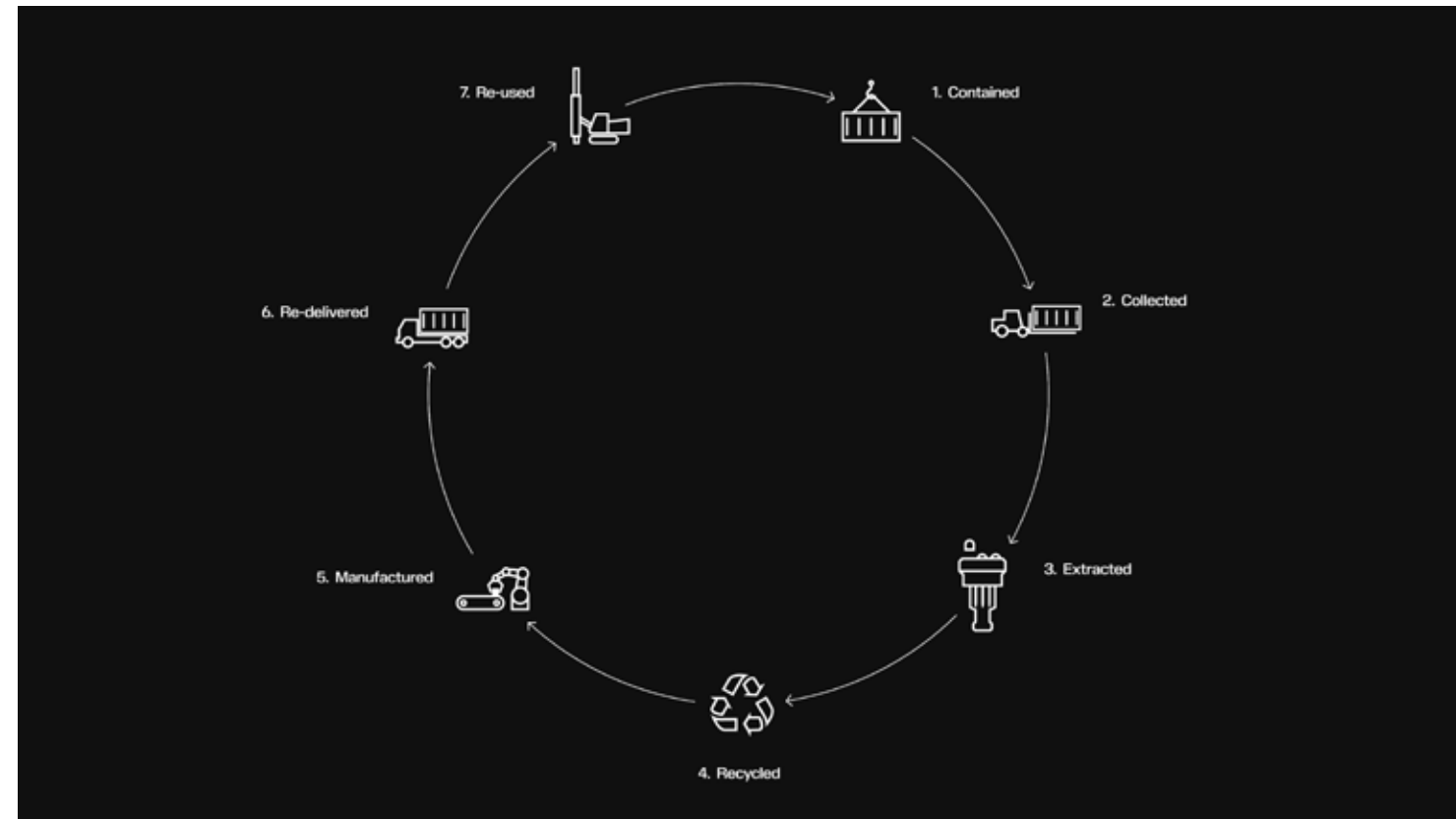
# Rock Tools carbide recycling

## How does it work?

We provide containers for your site in which you place your worn-out carbide tools. The worn-out tools are regularly collected, and the carbide inserts are removed locally by using our unique local extraction method. The inserts are then transported to our ISO certified factory, where the cemented carbide is recycled and brought back into production of new carbide rock tools.\*

This is one important action of making sure that raw materials are used in an efficient and sustainable way, and that our products are recycled when they reach end-of-life.

\*Please contact your local Sandvik representative for specific terms and conditions for your local market.







# Rock Tools services

## Rock Tools Contract Services

Sandvik is a world-leader in the supply of mining and rock excavation tools and equipment. In addition to supplying your operation with the premium brand of rock tools, our range of added services and digital solutions support your drilling operations, everyday – all year round. And we can also take full responsibility for the supply and life cycle management of your tools with our Rock Tools Contract Services. Overall, we do everything we can to ensure you get maximum life, productivity and performance from your rock tools, so that you can achieve the lowest total drilling costs. With Sandvik Rock Tools services, you will never work alone.

Environment, health and safety

Inventory management

Product support

Training/product knowledge

Product optimization

Reporting and data analysis


Contract services



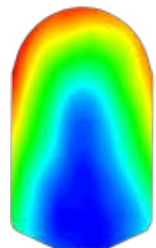


# PowerCarbide®


PowerCarbide® is the gathering of our most powerful carbide grades, representing the very best materials technology we have to offer. The innovative PowerCarbide® grades enable the buttons to retain their shape as long as possible. This ensures longer grinding intervals, fewer bit changes and improved safety.



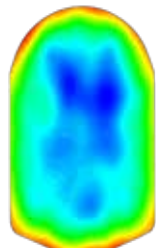
DP55 Grade



GC81 Grade



SH70 Grade



XT49 Grade

## Dual property grades

DP55 has wear resistance similar to our standard grades but offers greater toughness. It is especially suited to large ballistic inserts, accommodating the higher loads the insert may be exposed to due to a longer protrusion.

## Gradient carbide grades

GC81 is developed for hard and abrasive ground conditions. Our innovative manufacturing process makes it possible to produce buttons that are wear-resistant on the outside, while the center provides a toughness that further extends service life and grinding intervals.


## Self-hardening grades

SH70 is a grade with homogeneous properties throughout the material. It is "self-hardening" as it has the ability to become both more wear resistant and tougher as drilling progresses.

The hardness of the insert surface continuously increases during drilling, which means that the hard top never wears off. The self-hardening effect is greatest in hard and competent ground.

## XT grades

XT49 takes the standard grade XT48 to the next level. Our manufacturing process enables the reduction of early breakages of the insert. As this grade is more resilient to breakage, it enables more protrusion and a sharper geometry.







# More power. Less waste.

# Handheld and small hole drilling

Integral drill steels, tapered rods, drill bits, and threaded rods are essential for achieving peak productivity across all applications. Our drill steel boosts high fatigue strength and toughness, along with exceptional wear resistance, ensuring efficient and cost-effective drilling operations. Specifically engineered for extension drilling, our Sandvik R23 rods and

bits feature the strongest thread available in sizes ranging from 33 to 45 mm. Tailored for underground applications, we provide fully carburized rods with unmatched wear resistance and extended service life. Partnering with Sandvik guarantees consistently high quality and maximum operational reliability for all your small hole drilling requirements.



The upgraded Top Hammer Tapered Bits comes with dual value as we are adding our tough and resilient PowerCarbide® grades, and at the same time using at least 60% recycled carbide. They also feature an improved steel grade and perfect bit-rod connection. A great choice for sustainable operations, without having to lower your expectations on high quality and performance.

The new, optimized design of the 12°, 33 mm tapered bit works perfectly for both mining and construction customers around the globe. With the flexibility of choosing different flushing capabilities and carbide grades – XT49 and SH70 - you are also set for most ground conditions.

**Product values**

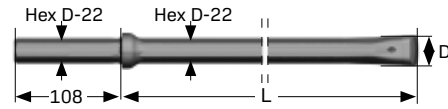
- Increased service life 20-50% vs competitors
- Increased safety by doing less bit changes
- Less interruptions in production
- Lower cost per meter
- Reduced risk of early button breakage
- Optimized flushing

H22 (7/8") Integral drill steels	16
H22 Tapered tools, 12° taper	17
H22 Tapered tools, 11° taper	19
H22 Tapered tools, 7° taper	20
R23 (29/32") Extension drilling tools	21
R25 (1") Extension drilling tools	22
R28 (1 1/8") Extension drilling tools	24
Tool selection	25



**Integral drill steels**  
Shank 22x108 mm (7/8"x4 1/4") H22 (7/8")

Series	Dimensions			D		Part No.
	L	mm	ft	in	mm	
<b>Shank 22x108 mm (7/8"x4 1/4")</b>						
<b>11</b>	800	2'	7"	34	1 11/32"	714-0834-65
	1,600	5'	3"	33	1 19/64"	714-1633-65
	2,400	7'	10"	32	1 1/4"	714-2432-65
	3,200	10'	6"	31	1 7/32"	714-3231
	4,000	13'	1"	30	1 3/16"	714-4030
	4,800	15'	9"	29	1 9/64"	714-4829
	5,600	18'	4"	28	1 7/64"	714-5628-50
	6,400	21'	-	27	1 1/16"	714-6427-50
	7,200	23'	8"	26	1 1/32"	714-7226-50*
	<b>12</b>	800	2'	7"	40	1 37/64"
1,600		5'	3"	39	1 17/32"	714-1639-65
2,400		7'	10"	38	1 1/2"	714-2438-65
3,200		10'	6"	37	1 29/64"	714-3237-65
4,000		13'	1"	36	1 27/64"	714-4036-65
4,800		15'	9"	35	1 3/8"	714-4835-65
5,600		18'	4"	34	1 11/32"	714-5634-65
6,400		21'	-	33	1 19/64"	714-6433-65
7,200		23'	8"	32	1 1/4"	714-7232-65*
<b>13</b>		400	1'	4"	34	1 11/32"
	800	2'	7"	33	1 19/64"	714-0833-65*
	1,200	3'	11"	32	1 1/4"	714-1232-65
	2,000	6'	7"	30	1 3/16"	714-2030*
<b>16</b>	600	2'	-	35	1 3/8"	714-0635-65
	1,200	3'	11"	34	1 11/32"	714-1234-65
	1,800	5'	11"	33	1 19/64"	714-1833-65
	2,400	7'	10"	32	1 1/4"	714-2432-65
<b>17</b>	600	2'	-	41	1 5/8"	714-0641-65*
	1,200	3'	11"	40	1 37/64"	714-1240-65
	1,800	5'	11"	39	1 17/32"	714-1839-65
	2,400	7'	10"	38	1 1/2"	714-2438-65
	1,600	5'	3"	28	1 7/64"	714-1628-50
2,000	6'	7"	33	1 19/64"	714-2033-65	



\* Item available by special order, please contact your local sales representative for more information.

**Bits**  
H22 Tapered tools, 12° taper

Flushing hole, mm	Buttons, mm		Angle	Dimensions D		Bit classification	Part No.		
	Front no size	Gauge no size		Front no size	Gauge no size			mm	in
<b>Button bit</b>									
	1x5	1x5	1x7	4x7	35°	28	1 1/8"	○	5795-6428-B49
	1x5	1x5	1x7	4x7	35°	28	1 1/8"	○	5795-6428-B70
	1x5	1x5	1x7	4x7	35°	28	1 1/8"	○	7795-6428-B49
	2x4	1x5	2x7	4x7	35°	30	1 3/16"	○	5795-6530-B70
<b>Button bit</b>									
	2x4	1x4	2x7	5x7	40°	32	1 1/4"	●	7795-5232-B49
	2x5	1x5	2x7	5x9	40°	38	1 1/2"	●	7795-5238-B49
<b>Button bit</b>									
	2x4	1x4	2x7	5x7	40°	33	1 9/64"	●	5770-5233-B49
	<b>Button bit</b>								
	1x4	1x6	2x7	5x7	35°	33	1 9/64"	●	7770-4433-B49
	1x4	1x6	2x7	5x7	35°	33	1 9/64"	●	5770-4433-B70
<b>Button bit</b>									
	2x4	1x4	2x7	6x8	40°	35	1 3/8"	●	7770-5435-B49
	2x4	1x4	2x7	6x8	40°	35	1 3/8"	●	5770-5435-B70
<b>Button bit</b>									
	2x4,5	-	2x7	6x7	40°	33	1 9/64"	●	5770-5433A-B49
	2x4,5	2x5	2x7	6x7	40°	33	1 9/64"	●	5770-5433C-B49
<b>Cross bit</b>									
	1x6	2x4.5	-	-	-	32	1 1/4"	●	7770-9032-42
	1x6.35	2x4.5	-	-	-	45	1 3/8"	●	7770-9045-42

**Bit diameter notes**  
All bit diameters are larger than the given dimensions in the catalog.

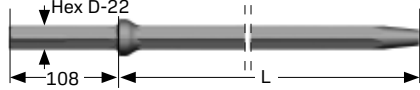
**Cross bits:** Can be a maximum of +1 mm due to manufacturing tolerance.

**Button bits:** Some bit designs can be a maximum +3 mm to compensate for fast diameter wear. The minimum diameter for all button bits is +1.5 mm above the given dimensions.

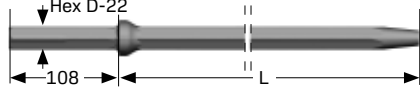
Keep in mind that a bit always drills a bigger hole than the stated bit diameter.

**Rods**

H22 Tapered tools, 12° taper


	Dimensions			D		Part No.
	L	mm	ft	in	mm	
<b>Tapered rod, shank 22×108, carburized</b>						
	610	2'	-	22	7/8"	7870-6106-11
	1,220	4'	-	22	7/8"	7870-6112-11
	1,600	5'	3"	22	7/8"	7870-6116-11
	1,830	6'	-	22	7/8"	7870-6118-11
	2,000	6'	7"	22	7/8"	7870-6120-11
	2,440	8'	-	22	7/8"	7870-6124-11
	3,050	10'	-	22	7/8"	7870-6131-11
	3,660	12'	-	22	7/8"	7870-6137-11
	4,300	14'	1 1/2"	22	7/8"	7870-6143-11

**Tapered rod, shank 22×108, HF-hardened – For surface drilling**

	Dimensions			D		Part No.
	L	mm	ft	in	mm	
	2,440	8'	-	22	7/8"	7870-1124-11
	3,200	10'	6"	22	7/8"	7870-1132-11
	4,000	13'	1 1/2"	22	7/8"	7870-1140-11
	4,400	14'	5"	22	7/8"	7870-1144-11
	4,800	15'	9"	22	7/8"	7870-1148-11
	5,600	18'	4 1/2"	22	7/8"	7870-1156-11
	6,400	21'	-	22	7/8"	7870-1164-11


**Bits**

H22 Tapered tools, 11° taper

	Flushing hole, mm		Buttons, mm		Angle	Dimensions D		Bit classification	Part No.
	Front no size	Gauge no size	Front no size	Gauge no size		mm	in		
<b>Button bit</b>									
	1×5	1×5	2×7	5×7	40°	32	1 1/4"	●	7776-4432-B49
	1×5	1×5	2×7	5×8	40°	35	1 3/8"	●	7776-4435-B49
	1×5	1×5	2×7	5×8	35°	36	1 7/16"	●	7776-4436-B49
	1×6	1×6	2×7	5×8	35°	38	1 1/2"	●	7776-4438-B49
	1×6	1×6	2×8	5×9	35°	40	1 37/64"	●	7776-4440-B49

**Rods**


H22 Tapered tools, 11° taper

	Dimensions			D		Part No.
	L	mm	ft	in	mm	
<b>Tapered rod, shank 22×108, carburized</b>						
	610	2'	-	22	7/8"	7876-6106-11
	800	2'	7 1/2"	22	7/8"	7876-6108-11
	1,220	4'	-	22	7/8"	7876-6112-11
	1,600	5'	3"	22	7/8"	7876-6116-11
	1,830	6'	-	22	7/8"	7876-6118-11
	2,000	6'	7"	22	7/8"	7876-6120-11
	2,440	8'	-	22	7/8"	7876-6124-11
3,050	10'	-	22	7/8"	7876-6131-11	



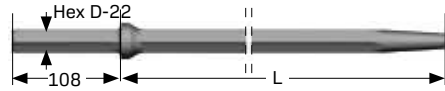
**Bits**

H22 Tapered tools, 7° taper

	Flushing hole, mm		Buttons, mm		Angle	Dimensions D		Bit classification	Part No.
	Front no size	Gauge no size	Front no size	Gauge no size		mm	in		
<b>Button bit</b>									
	2x5	1x5	2x7	5x7	40°	32	1 1/4"	●	7788-5232-B49
	2x4	1x4	2x7	5x7	40°	33	1 9/64"	●	7788-5233-B49
	2x4	1x4	2x7	5x8	40°	35	1 3/8"	●	7788-5235-B49
	2x4	1x4	2x7	5x8	35°	38	1 1/2"	●	7788-5238-B49



**Rods**

H22 Tapered tools, 7° taper

	Dimensions						Part No.
	L	mm	ft	in	D	mm	
<b>Tapered rod, shank 22x108, carburized</b>							
	2,400	8'	-		22	7/8"	7888-6124-11
	3,200	10'	6"		22	7/8"	7888-6132-11

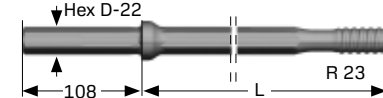
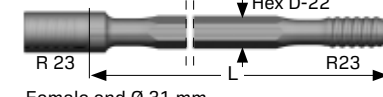
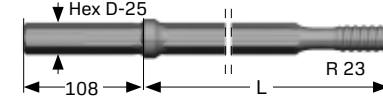
**Bits**

R23 (29/32") Extension drilling tools

	Flushing hole, mm		Buttons, mm		Angle	Dimensions D		Bit classification	Part No.
	Front no size	Gauge no size	Front no size	Gauge no size		mm	in		
<b>Button bit</b>									
	1x4	1x6	2x7	5x7	35°	33	1 5/16"	●	7737-4433-R48
	1x6	1x6	2x7	5x8	40°	35	1 3/8"	●	7737-5235-R48
	1x6	1x6	2x7	5x9	35°	38	1 1/2"	●	7737-5238A-R48
	1x6	1x6	2x8	5x9	35°	41	1 5/8"	●	7737-5241-R48
<b>Button bit</b>									
	3x4.5	-	3x8	6x9	40°	45	1 3/4"	●	7737-5345-R48




**Rods**

R23 (29/32") Extension drilling tools

	Dimensions						Part No.
	L	mm	ft	in	D	mm	
<b>Shank adapter / Shank rod, Hex 22 – R23</b>							
	255	-	10 3/64"		22	7/8"	7807-6103-11
	800	2'	7"		22	7/8"	7807-6108-11
	1,600	5'	3"		22	7/8"	7807-6116-11
	2,400	8'	-		22	7/8"	7807-6124-11
	3,200	10'	-		22	7/8"	7807-6132-11
	3,600	11'	9 5/8"		22	7/8"	7807-6136-11
<b>MF-rod, R23 – Hex 22 – R23</b>							
	2,095	6'	10 1/2"		22	7/8"	7857-4821-20
	3,050	10'	-		22	7/8"	7857-4831-20
Female end Ø 31 mm.							
<b>Shank adapter / Shank rod, Hex 25 – R 23</b>							
	255	-	10 3/64"		25	1"	7807-7103-30

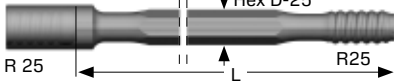
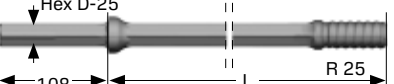
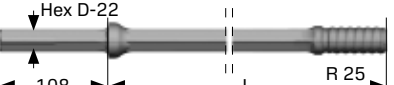
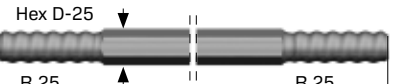


**Bits**

R25 (1") Extension drilling tools

	Flushing hole, mm		Buttons, mm		Angle	Dimensions D		Bit classification	Part No.
	Front no size	Gauge no size	Front no size	Gauge no size		mm	in		
<b>Button bit, type 52</b>									
	1x5	1x6	2x7	5x7	45°	33	1 5/16"	●	7732-4433C-S48
	1x4	1x6	2x7	5x9	30°	35	1 3/8"	●	7732-4435-S70
	1x4	1x6	2x7	5x9	30°	35	1 3/8"	●	7732-4435-S81
	1x5	1x6	2x7	5x9	30°	37	7/16"	●	7732-4437C-S48
	1x6	1x6	2x7	5x8	40°	35	1 3/8"	⊙	7732-5235-R48
	1x6	1x6	2x7	5x9	35°	38	1 1/2"	⊙	7732-5238-R48
	1x6	1x6	2x7	5x9	35°	38	1 1/2"	●	7732-5238-S48
	1x6	1x6	2x8	5x9	35°	41	1 5/8"	●	7732-5241-S48
<b>Button bit, type 53</b>									
	3x4.5	1x4.5	3x8	6x10	30°	48	1 7/8"	●	7732-5348A-S48
<b>Speedy bit</b>									
	3x5	-	3x8	6x10	35°	45	1 3/4"	⊙	7732-6045-F49

**Rods**


R25 (1") Extension drilling tools

	Dimensions			Part No.			
	L	mm	ft	in	D	mm	in
<b>MF-ROD, R25 – Hex 25 – R 25</b>							
	1,220	4'	-		25	1"	7852-3112-20
	3,025	10'	-		25	1"	7852-313025-20
<b>Shank adapter / Shank rod, Hex 25 x R25</b>							
	2,400	7'	10"		25	1"	7802-7124-30
	3,735	12'	3"		25	1"	7802-71373-30
<b>Shank adapter / Shank rod, Hex 22 x R25</b>							
	255	-	10 3/64"		22	7/8"	7802-6103-11
	800	2'	7"		22	7/8"	7802-6108-11
	1,000	3'	3"		22	7/8"	7802-6110-11
	2,400	7'	10"		22	7/8"	7802-6124-11
<b>Extension rod, R25 – Hex 25 – R25</b>							
	915	3'	-		25	1"	7852-2309-20
	1,220	4'	-		25	1"	7852-2312-20
	1,525	5'	-		25	1"	7852-2315-20
	1,830	6'	-		25	1"	7852-2318-20
	2,435	8'	-		25	1"	7852-2324-20
	3,050	10'	-		25	1"	7852-2331-20
<b>Coupling sleeve, R25</b>							
	160	-	6 1/4"		35	1 3/8"	7992-3335
<b>Coupling sleeve, R32/R25</b>							
	170	-	6 2/3"		43	1 2/3"	7993-2443




**Bits**


R28 (1 1/8") bit thread

	Flushing hole, mm		Buttons, mm		Angle	Dimensions D		Bit classification	Part No.
	Front no size	Gauge no size	Front no size	Gauge no size		mm	in		
<b>Button bit, type 52</b>									
	1x5	1x6	2x7	5x9	30°	37	7/16"	●	7739-5237-S70
	1x6	1x6	2x7	5x9	35°	38	1 1/2"	○	7739-5238-R48
	1x6	1x6	2x7	5x9	35°	38	1 1/2"	●	7739-5238-S48
	1x6	1x6	2x8	5x9	35°	41	1 5/8"	●	7739-5241-S48
	1x6	1x6	2x8	5x10	35°	43	1 11/16"	●	7739-5243-S48
	3x4.5	-	3x8	6x10	30°	45	1 3/4"	●	7739-5345-R48

**Reaming tools**

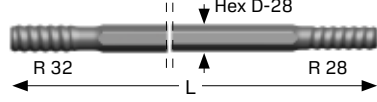
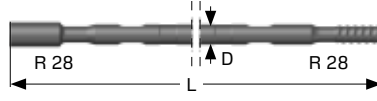

R28 (1 1/8") Extension drilling tools

	Thread	Dimensions			D	Part No.	
		L	mm	ft			in
<b>Reaming tools for cut holes / Pilot adapter, 6° taper</b>							
	R28	285	-	11 1/4"	26	1 1/32"	7822-1526

	Buttons, mm		Angle	Dimensions D		Part No.
	Front no size	Gauge no size		mm	in	
<b>Reaming tools for cut holes / Reaming bit, 6° taper</b>						
	4x8	8x9	25°	64	2 1/2"	7722-4864-S48
	4x10	8x10	30°	76	3"	7722-4876-S48
	6x10	8x12	35°	89	3 1/2"	7722-4889-S48

**Rods**

R28 (1 1/8") Extension drilling tools


	Dimensions			D		Part No.
	L	mm	ft	in	mm	
<b>Drifter rod, R32 - Hex 28 - R28</b>						
	2,475	8'	1 1/2"	28	1 1/8"	7853-7624-20
	2,785	9'	1 5/8"	28	1 1/8"	7853-7627-20
	3,090	10'	1 5/8"	28	1 1/8"	7853-7631-20
	3,340	10'	11 1/2"	28	1 1/8"	7853-7633-20
	3,700	12'	1 5/8"	28	1 1/8"	7853-7637-20
	4,305	14'	1 1/2"	28	1 1/8"	7853-7643-20
Flushing hole Ø 8.8 mm.						
<b>MF-rod, R28 - Round 32 - R28</b>						
	3,050	10'	-	32	1 1/1"	7859-5131-20
	3,660	12'	-	32	1 1/1"	7859-5137-20
<b>Coupling sleeve, R32/R28</b>						
	150	-	5 29/32"	44	1 47/64"	7993-0444

**Tool selection**

Sandvik tool selection for small hole drilling



**Design 54**  
With this premium bit, designed for high wear resistance in all rock conditions – featuring a strong gauge – you can get the most out of your operations. The high-pressure hammers also deliver quick penetration rates.



**Design 44 / 52**  
This premium, wear resistant bit features a strong gauge and is designed to be a strong performer in all rock conditions. The high-pressure hammers are specifically made to achieve high penetration rates.



# Face drilling and bolting

Our engineers are continuously dedicated to enhancing our offering of tool systems - focusing on sustainability, safety and increased productivity. Utilizing our vast in-house manufacturing capabilities, we develop solutions that empower

you and other rock-drilling experts worldwide to operate even more efficiently by innovative designs, longer service life, and less tool changes. Enjoy the benefits of our cutting-edge technology and increase the profitability of your operations.






R25 (1") bit thread	28
R28 (1 1/8") bit thread	30
R32 (1 1/4") bit thread	32
Sandvik Alpha® 340 bit thread	35
Sandvik Alpha® 360 bit thread	37
T38 (1 1/2") bit thread	39
Sandvik GT38	39
Sandvik drifter bits	42



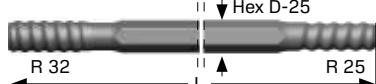
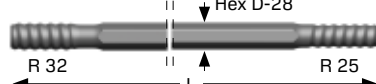

**Bits**

R25 (1") Extension drilling tools

	Flushing hole, mm		Buttons, mm		Angle	Dimensions D		Bit classification	Part No.
	Front no size	Gauge no size	Front no size	Gauge no size		mm	in		
<b>Button bit, type 52</b>									
	1x5	1x6	2x7	5x7	45°	33	1 5/16"	●	7732-4433C-S48
	1x4	1x6	2x7	5x9	30°	35	1 3/8"	●	7732-4435-S70
	1x4	1x6	2x7	5x9	30°	35	1 3/8"	●	7732-4435-S81
	1x5	1x6	2x7	5x9	30°	37	7/16"	●	7732-4437C-S48
	1x6	1x6	2x7	5x8	40°	35	1 3/8"	○	7732-5235-R48
	1x6	1x6	2x7	5x9	35°	38	1 1/2"	○	7732-5238-R48
	1x6	1x6	2x7	5x9	35°	38	1 1/2"	●	7732-5238-S48
	1x6	1x6	2x8	5x9	35°	41	1 5/8"	●	7732-5241-S48
<b>Button bit, type 53</b>									
	3x4.5	1x4.5	3x8	6x10	30°	48	1 7/8"	●	7732-5348A-S48
<b>Speedy bit</b>									
	3x5	-	3x8	6x10	35°	45	1 3/4"	○	7732-6045-F49



**Rods**

R25 (1") Extension drilling tools

	Dimensions					Part No.
	L	mm	ft	in	D	
<b>MF-ROD, R25 - Hex 25 - R 25</b>						
	1870	6'	1 1/2"	25	1"	7853-2418-20
	2175	7'	1 5/8"	25	1"	7853-2421-20
	2475	8'	1 1/2"	25	1"	7853-2424-20
	2630	8'	7 1/2"	25	1"	7853-2426-20
	2785	9'	1 5/8"	25	1"	7853-2427-20
	2935	9'	7 1/2"	25	1"	7853-2429-20
	3090	10'	1 5/8"	25	1"	7853-2431-20
	3340	10'	11 1/2"	25	1"	7853-2433-20
3700	12'	1 5/8"	25	1"	7853-2437-20	
<b>Extension rod, R25 - Hex 28 - R25</b>						
	2630	8'	7 1/2"	28	1 1/8"	7853-3026-20
	3090	10'	1 5/8"	28	1 1/8"	7853-3031-20
	3700	12'	1 5/8"	28	1 1/8"	7853-3037-20
<b>Coupling sleeve, R25</b>						
	150	-	5 29/32"	44	1 47/64"	7993-3644


**Reaming tools**

R25 (1") Extension drilling tools

	Thread	Dimensions				Part No.	
		L	mm	ft	in		D
<b>Reaming tools for cut holes / Pilot adapter, 6° taper</b>							
	R25	285	-	11 1/4"	26	1 1/32"	7822-2526
<b>Reaming tools for cut holes / Reaming bit, 6° taper</b>							
	Buttons, mm		Angle	Dimensions D		Part No.	
	Front no size	Gauge no size		mm	in		
	4x8	8x9	25°	64	2 1/2"	7722-4864-S48	
4x10	8x10	30°	76	3"	7722-4876-S48		
6x10	8x12	35°	89	3 1/2"	7722-4889-S48		


**Bits**

R28 (1 1/8") bit thread


	Flushing hole, mm		Buttons, mm		Angle	Dimensions D		Bit classification	Part No.
	Front no size	Gauge no size	Front no size	Gauge no size		mm	in		
<b>Button bit, type 52</b>									
	1x5	1x6	2x7	5x9	30°	37	7/16"	●	7739-5237-S70
	1x6	1x6	2x7	5x9	35°	38	1 1/2"	○	7739-5238-R48
	1x6	1x6	2x7	5x9	35°	38	1 1/2"	●	7739-5238-S70
	1x6	1x6	2x8	5x9	35°	41	1 5/8"	●	7739-5241-S48
	1x6	1x6	2x8	5x10	35°	43	1 11/16"	●	7739-5243-S48
	3x4.5	-	3x8	6x10	30°	45	1 3/4"	●	7739-5345-R48

**Reaming tools**

R28 (1 1/8") Extension drilling tools

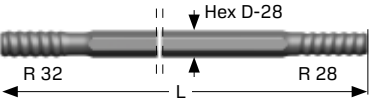
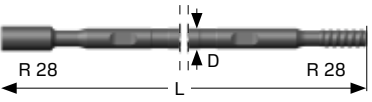

	Thread	Dimensions				Part No.
		L mm	ft	in	D mm	
<b>Reaming tools for cut holes / Pilot adapter, 6° taper</b>						
	R28	285	-	11 1/4"	26	7822-1526

	Buttons, mm		Angle	Dimensions D		Part No.
	Front no size	Gauge no size		mm	in	

	Buttons, mm		Angle	Dimensions D		Part No.
	Front no size	Gauge no size		mm	in	
<b>Reaming tools for cut holes / Reaming bit, 6° taper</b>						
	4x8	8x9	25°	64	2 1/2"	7722-4864-S48
	4x10	8x10	30°	76	3"	7722-4876-S48
	6x10	8x12	35°	89	3 1/2"	7722-4889-S48

**Rods**









R28 (1 1/8") bit thread

	Dimensions			D		Part No.
	L mm	ft	in	mm	in	
<b>Drifter rod, R32 – Hex 28 – R28</b>						
	2,475	8'	1 1/2"	28	1 1/8"	7853-7624-20
	2,785	9'	1 5/8"	28	1 1/8"	7853-7627-20
	3,090	10'	1 5/8"	28	1 1/8"	7853-7631-20
	3,340	10'	11 1/2"	28	1 1/8"	7853-7633-20
	3,700	12'	1 5/8"	28	1 1/8"	7853-7637-20
	4,305	14'	1 1/2"	28	1 1/8"	7853-7643-20
Flushing hole Ø 8.8 mm.						
<b>MF-rod, R28 - Round 32 - R28</b>						
	3,050	10'	-	32	1 1/1"	7859-5131-20
	3,660	12'	-	32	1 1/1"	7859-5137-20
<b>Coupling sleeve, R32</b>						
	150	-	5 29/32"	44	1 47/64"	7993-3644



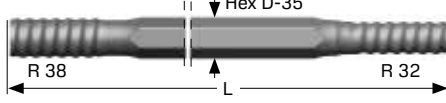
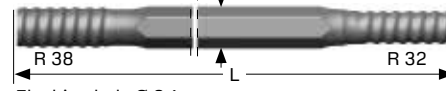
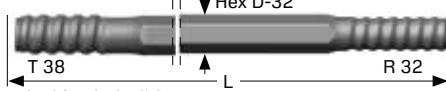
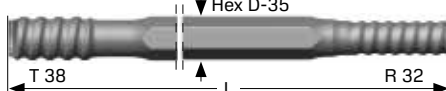
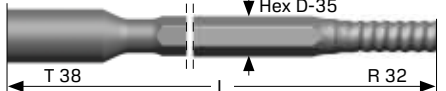

**Bits**

R32 (1 1/4") bit thread

	Flushing hole, mm		Buttons, mm		Angle		Dimensions D		Bit classification	Part No.
	Front no size	Gauge no size	Front no size	Gauge no size	Front		mm	in		
<b>Speedy bit</b>										
	3x4,5	3x8	-	6x9	10°	35°	43	1 11/16"	⊙	7733-6043-F49
	3x5	3x8	-	6x10	10°	35°	45	1 3/4"	⊙	7733-6045-F49
	3x5	3x9	-	6x10	10°	35°	48	1 7/8"	⊙	7733-6048-F49
	3x6	3x9	-	6x10	10°	40°	51	2"	⊙	7733-6051-F49
<b>Button bit, type 52</b>										
	1x6	1x6	2x8	5x9	-	35°	41	1 5/8"	●	7733-5241-S48
	1x5	2x6	2x9	5x10	-	35°	43	1 11/16"	●	7733-5243A-S48
	1x5	2x6	2x9	5x11	-	30°	45	1 3/4"	●	7733-5245A-S48
	1x6	2x7,5	2x9	5x11	-	35°	48	1 7/8"	●	7733-5248A-S48
	1x6	2x7,5	2x10	5x12	-	35°	51	2"	●	7733-5251A-S48
<b>Button bit, type 53/16</b>										
	3x4,5	1x4,5	3x8	6x9	-	30°	43	1 11/16"	⊙	7733-5343A-R48
	3x4,5	1x4,5	3x8	6x10	-	30°	45	1 3/4"	⊙	7733-5345A-R48
	3x4,5	1x4,5	3x8	6x10	-	25°	45	1 3/4"	●	7733-5345A-S48
	3x5	1x5	3x9	6x10	-	30°	48	1 7/8"	⊙	7733-5348A-R48
	3x5	1x5	3x9	6x10	-	30°	48	1 7/8"	●	7733-5348A-S48
	3x6	1x6	3x9	6x10	-	40°	51	2"	⊙	7733-1651A-R48
	3x6	1x6	3x9	6x10	-	35°	51	2"	●	7733-1651A-S48
	3x6	1x6	3x10	6x11	-	35°	57	2 1/4"	●	7733-1657A-S48
	3x7	-	3x11	6x12	-	30°	64	2 1/2"	●	7733-1664-S48
<b>Button bit, type 54</b>										
	2x6	2x6	2x9	6x9	-	40°	43	1 11/16"	⊙	7733-5443B-R48
	2x6	2x6	2x9	6x10	-	35°	45	1 3/4"	⊙	7733-5445B-R48
<b>Button bit, type 55</b>										
	3x5	1x5	3x8	6x9	-	40°	45	1 3/4"	○	7733-5545AF-F49
	3x6	1x6	3x9	6x9	-	40°	48	1 7/8"	○	7733-5548AF-F49
	3x6	1x6	3x9	6x10		40°	51	2"	○	7733-5551AF-F49
<b>Button bit, type 18</b>										
	4x7	-	5x10	8x11	-	35°	76	3"	●	7733-1876-S48
<b>Cross bit</b>										
	1x4,5	4x4,5	-	-	-	-	45	1 3/4"	●	7733-1345A-42






**Rods**

R32 (1 1/8") bit thread

	Dimensions						Part No.
	L				D		
		mm	ft	in	mm	in	
<b>Drifter rod, R38 – Hex 35 – R32</b>							
							
	3,090	10'	1 5/8"	35	1 3/8"	7854-9631-20	
	3,700	12'	1 5/8"	35	1 3/8"	7854-9637-20	
	4,305	14'	1 1/2"	35	1 3/8"	7854-9643-20	
	4,915	16'	1 1/2"	35	1 3/8"	7854-9649-20	
	5,525	18'	1 1/2"	35	1 3/8"	7854-9655-20	
Flushing hole Ø 9.5 mm.							
<b>Drifter rod, R38 – Hex 32 – R32</b>							
							
	3,700	12'	1 5/8"	32	1 1/4"	7854-8637-20	
	4,305	14'	1 1/2"	32	1 1/4"	7854-8643-20	
	4,915	16'	1 1/2"	32	1 1/4"	7854-8649-20	
Flushing hole Ø 9.6 mm.							
<b>Drifter rod, T38 – Hex 32 – R32</b>							
							
	3,090	10'	1 5/8"	32	1 1/4"	7324-8631-20	
	3,700	12'	1 5/8"	32	1 1/4"	7324-8637-20	
	4,305	14'	1 1/2"	32	1 1/4"	7324-8643-20	
Flushing hole Ø 9.6 mm.							
<b>Drifter rod, T38 – Hex 35 – R32</b>							
							
	2,475	8'	1 1/2"	35	1 3/8"	7324-9624-20	
	3,090	10'	1 5/8"	35	1 3/8"	7324-9631-20	
	3,700	12'	1 5/8"	35	1 3/8"	7324-9637-20	
	4,305	14'	1 1/2"	35	1 3/8"	7324-9643-20	
	4,915	16'	1 1/2"	35	1 3/8"	7324-9649-20	
	5,525	18'	1 1/2"	35	1 3/8"	7324-9655-20	
	6,135	20'	1 1/2"	35	1 3/8"	7324-9661-20	
	6,440	21'	1 1/2"	35	1 3/8"	7324-9664-20	
Flushing hole Ø 9.5 mm.							
<b>Drifter rod, T38 – Hex 32 – R32</b>							
							
	3,700	12'	1 1/2"	35	1 3/8"	7324-6537-20	
	4,305	14'	1 1/2"	35	1 3/8"	7324-6543-20	
Flushing hole Ø 9.6 mm.							
<b>Coupling sleeve</b>							
							
	R38	170	-	6 3/4"	55	2 5/32"	7994-3655
	T38	191	-	7 1/2"	52	2"	7314-3652








**Reaming tools**

R32 (1 1/8") bit thread

	Thread	Dimensions				Part No.	
		L	mm	ft	in		
<b>Reaming tools for cut holes / Pilot adapter, 6° taper</b>							
	R32	-	11 1/4"	11 1/4"	26 1 1/32"	7822-3526	
<b>Reaming tools for cut holes / Pilot adapter, 12° taper</b>							
	R32	-	11"	11 1/4"	40 1 37/64"	7821-3440	
	Buttons, mm		Angle	Dimensions D		Part No.	
	Front no size	Gauge no size		mm	in		
<b>Reaming tools for cut holes / Reaming bit, 6° taper</b>							
	4x8	8x9	25°	64	2 1/2"	7722-4864-S48	
	4x10	8x10	30°	76	3"	7722-4876-S48	
	6x10	8x12	35°	89	3 1/2"	7722-4889-S48	
<b>Reaming tools for cut holes / Reaming bit, 12° taper</b>							
	4x10	8x12	35°	89	3 1/2"	7721-4889-S48	
	4x13	8x13	35°	102	4"	7721-4802-S48	
	8x13	8x13	35°	127	5"	7721-4827-S48	
	Flushing hole, mm		Buttons, mm	Angle	Dimensions D		Part No.
	Front no size	Gauge no size			Front no size	Gauge no size	
<b>Reaming tools for cut holes / Reaming bit, R32</b>							
	3x6	1x6	3x13	12x13	35°	102 4"	7733-5602P-S48
	3x7	1x7	3x13	16x13	35°	127 5"	7733-5627P-S48

**Bits**

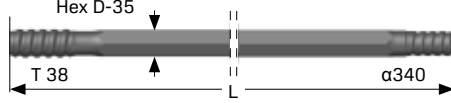
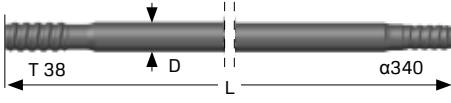

Sandvik Alpha® 340 bit thread

	Flushing hole, mm		Buttons, mm		Angle	Dimensions D		Bit classification	Part No.
	Front no size	Gauge no size	Front no size	Gauge no size		Front	mm		
<b>Speedy bit, type 60</b>									
	3x4,5	-	3x8	6x9	10° 35°	43	1 11/16"	Ⓢ	7580-6043-F49
	3x5	-	3x8	6x10	10° 35°	45	1 3/4"	Ⓢ	7580-6045-F49
	3x5	1x5	3x8	6x10	10° 35°	45	1 3/4"	Ⓢ	7580-6045A-F70
	3x5	-	3x9	6x10	10° 35°	48	1 7/8"	Ⓢ	7580-6048-F49
	3x5	1x5	3x9	6x10	10° 35°	48	1 7/8"	Ⓢ	7580-6048A-F70
	3x6	1x6	3x9	6x10	10° 40°	51	2"	Ⓢ	7580-6051A-F70
<b>Top center bit, type 51</b>									
	2x5	1x5	2x9	7x10	10° 30°	43	1 11/16"	●	7580-5143A-S81
	2x6	1x6	2x9	7x10	10° 30°	45	1 3/4"	●	7580-5145A-S70
	2x6	1x6	2x9	7x10	10° 30°	45	1 3/4"	●	7580-5145A-S81
	3x5	1x5	3x9	8x10	10° 30°	48	1 7/8"	●	7580-5148A-S81
<b>Button bit, type 52</b>									
	1x5	2x6	2x9	5x10	0° 35°	43	1 11/16"	●	7580-5243A-S70
	1x5	2x6	2x9	5x11	0° 30°	45	1 3/4"	●	7580-5245A-S70
	1x6	2x7.5	2x9	5x11	0° 35°	48	1 7/8"	●	7580-5248A-S70
<b>Button bit, type 43/53/16</b>									
	3x4	1x4	3x8	6x10	10° 35°	43	1 11/16"	●	7580-4343A-R70
	3x4.5	1x4.5	3x8	6x10	0° 30°	45	1 3/4"	Ⓢ	7580-5345A-R48
	3x4.5	1x4.5	3x8	6x10	0° 25°	45	1 3/4"	Ⓢ	7580-5345A-S48
	3x4.5	1x4.5	3x8	6x10	5° 30°	45	1 3/4"	●	7580-4345A-S70
	3x4.5	1x4.5	3x8	6x10	5° 30°	45	1 3/4"	●	7580-4345A-S81
	3x5	1x5	3x9	6x10	5° 35°	48	1 7/8"	Ⓢ	7580-4348A-R48
	3x5	1x5	3x9	6x10	5° 35°	48	1 7/8"	●	7580-4348A-S70
	3x6	1x6	3x9	6x11	10° 35°	51	2"	●	7580-4351A-S70
	3x7	-	3x11	6x12	0° 30°	64	2 1/2"	●	7580-1664-S70
<b>Button bit, type 54</b>									
	2x6	1x6	9	9	0° 35°	44*	1 47/64"	Ⓢ	7580-54440A-S48
<b>Button bit, type 18</b>									
	4x7	-	5x11	8x12	0° 35°	76	3"	●	7580-1876-S70
<b>Button bit, retrac</b>									
	3x6	1x6	3x9	6x10	0° 35°	51	2"	Ⓢ	7580-4651A-S70






**Rods**

Sandvik Alpha® 340 bit thread

	Dimensions				Part No.		
	L	mm	ft	in	D	mm	in
<b>Drifter rod, T38 – Hex 35 – α340</b>							
		2,475	8'	1 1/2"	35	1 3/8"	7324-8024-20
		3,090	10'	1 1/2"	35	1 3/8"	7324-8031-20
		3,700	12'	1 1/2"	35	1 3/8"	7324-8037-20
		4,305	14'	1 1/2"	35	1 3/8"	7324-8043-20
		4,915	16'	1 1/2"	35	1 3/8"	7324-8049-20
Flushing hole Ø 11.0 mm.	5,525	18'	1 1/2"	35	1 3/8"	7324-8055-20	
<b>Drifter rod, T38 – Round 39 – α340</b>							
		4,915	16	1 1/2"	39	1 1/2"	7324-7949-20
		5,525	18	1 1/2"	39	1 1/2"	7324-7955-20
		6,135	20	1 1/2"	39	1 1/2"	7324-7961-20
		6,440	21	1 1/2"	39	1 1/2"	7324-7964-20
Flushing hole Ø 12.3 mm.							
<b>Coupling sleeve</b>							
	T38-T38	191	-	7 1/2"	52	2"	7314-3652
	T38-α340	188	-	7 3/8"	52	2"	7314-8052





**Reaming tools**

Sandvik Alpha® 340 bit thread

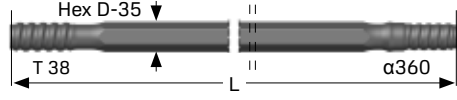
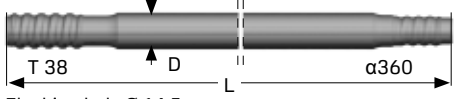

	Flushing hole, mm		Buttons, mm		Angle	Dimensions D		Part No.
	Front no size	Gauge no size	Front no size	Gauge no size		mm	in	
<b>Reaming tools for cut holes / Reaming bit, α340</b>								
	3×6	1×6	3×13	12×13	35°	102	4"	7580-5602P-S70
	3×7	1×7	3×13	16×13	35°	127	5"	7580-5627P-S70
<b>Reaming tools for cut holes / Pilot adapter, 12° taper</b>								
	α340		278	-	11"	40	1 37/64"	7821-8040
<b>Reaming tools for cut holes / Reaming bit, 12° taper</b>								
	4×10	8×12	35°	89	3 1/2"			7721-4889-S48
	4×13	8×13	35°	102	4"			7721-4802-S48
	8×13	8×13	35°	127	5"			7721-4827-S48

**Bits**




Sandvik Alpha® 360 bit thread

	Flushing hole, mm		Buttons, mm		Angle	Dimensions D		Bit classification	Part No.
	Front no size	Gauge no size	Front no size	Gauge no size		mm	in		
<b>Top center bit, type 51</b>									
	3x5	1x5	3x9	8x10	10° 35°	48	1 7/8"	●	7581-5148A-S81
	<b>Speedy bit, type 60</b>								
	3x5	-	3x9	6x10	10° 35°	48	1 7/8"	⦿	7581-6048-F49
	3x5	1x5	3x9	6x10	10° 35°	48	1 7/8"	⦿	7581-6048A-F70
	3x6	-	3x9	6x10	10° 40°	51	2"	⦿	7581-6051-F49
	3x6	1x6	3x9	6x10	10° 40°	51	2"	⦿	7581-6051A-F70
<b>Button bit, type 43</b>									
	3x5	1x5	3x9	6x10	5° 35°	48	1 7/8"	●	7581-4348A-S70
	3x5	1x5	3x9	6x10	5° 35°	48	1 7/8"	●	7581-4348A-S81
	3x5	1x5	3x8	6x10	5° 40°	49	1 15/16"	⦿	7581-4349A-R70
	3x6	1x6	3x9	6x11	10° 35°	51	2"	●	7581-4351A-S70
<b>Button bit, retrac</b>									
	3x6	1x6	3x9	6x10	35°	51	2"	⦿	7581-4651A-R70
	4x7	1x7	5x9	8x10	35°	64	2 1/2"	⦿	7581-4864A-R70



**Rods**  
Sandvik Alpha® 360 bit thread

	Dimensions					Part No.
	L			D		
	mm	ft	in	mm	in	
<b>Drifter rod, T38 – Hex 35 – α360</b>						
	3,700	12'	1 1/2"	35	1 3/8"	7324-8237-20
	4,305	14'	1 1/2"	35	1 3/8"	7324-8243-20
	4,915	16'	1 1/2"	35	1 3/8"	7324-8249-20
Flushing hole Ø 11.0 mm.	5,525	18'	1 1/2"	35	1 3/8"	7324-8255-20
<b>Drifter rod, T38 – Round 39 – α360</b>						
	4,915	16	1 1/2"	39	1 1/2"	7324-8149-20
	5,525	18	1 1/2"	39	1 1/2"	7324-8155-20
Flushing hole Ø 14.5 mm.	6,135	20	1 1/2"	39	1 1/2"	7324-8161-20
<b>Coupling sleeve, T38, α360</b>						
	191	-	7 1/2"	52	2"	7314-3652

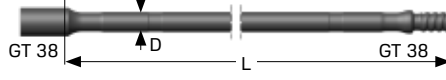

**Reaming tools**  
Sandvik Alpha® 360 bit thread

	Flushing hole, mm		Buttons, mm		Angle	Dimensions D		Part No.
	Front no size	Gauge no size	Front no size	Gauge no size		mm	in	
<b>Reaming tools for cut holes / Reaming bit, α360</b>								
	3×6	1×6	3×13	12×13	35°	102	4"	7581-5602P-S70
	3×6	1×6	3×13	12×13	35°	102	4"	7581-5602P-S81
	3×7	1×7	3×13	16×13	35°	127	5"	7581-5627P-S70
<b>Reaming tools for cut holes / Pilot adapter, 12° taper</b>								
	α360		278-	-	11"	40	1 37/64"	7821-8140
<b>Reaming tools for cut holes / Reaming bit, 12° taper</b>								
	4×10	8×12	35°	89	3 1/2"			7721-4889-S48
	4×13	8×13	35°	102	4"			7721-4802-S48
	8×13	8×13	35°	127	5"			7721-4827-S48

**Bits**  
T38 (1 1/2") Bit thread

	Flushing hole, mm		Buttons, mm		Angle	Dimensions D		Bit classification	Part No.
	Front no size	Gauge no size	Front no size	Gauge no size		mm	in		
<b>Button bit, retrac</b>									
	3×7	1×7	3×10	6×11	35°	60	2 3/8"	●	7514-4660A-R48
	3×8	-	3×11	6×12	30°	64	2 1/2"	●	7514-4664-R70
	4×7	1×7	5×9	8×10	35°	64	2 1/2"	●	7514-4864A-R70

**Rods**  
Sandvik GT38

	Dimensions					Part No.
	L			D		
	mm	ft	in	mm	in	
<b>MF rod GT38 - Round 39 - GT38</b>						
	2,435	8'	-	39	1 1/2"	7324-4724M-20
	3,050	10'	-	39	1 1/2"	7324-4731M-20
Flushing hole Ø 14.5 mm. Female end OD 56 mm.	4,875	16'	-	39	1 1/2"	7324-4749M-20
<b>MF drifter lead rod, GT38 - Round 46 - T38</b>						
	5,525	18'	1 1/2"	46	1 3/4"	7324-0755M-20
	6,135	20'	1 1/2"	46	1 3/4"	7324-0761M-20
Flushing hole Ø 17 mm.						





# A (r)evolution in top hammer drilling

Sandvik Alpha® asymmetric drilling tools are the latest innovation in Top Hammer drilling for mine development and tunneling. Inspired by the force of evolution and powered for a successful operation.

## Unique asymmetric thread design

Sandvik Alpha® features a unique and asymmetric thread design, that offers strength exactly where it is needed the most and a tool system that is very easy to uncouple. By using different flank angles of the thread profile, the stress levels are reduced in the critical area of the tightening flank, where many breakages begin. The short and robust bit thread results in a rigid, integrated powerpack drill string that increases your rate of penetration, give perfect energy transfer and ensures a longer service life. A strong guide section also enables exact collaring and great hole accuracy – even in complex rock formations and against uneven surfaces.

## Advantages

- Extended service life with up to 30%
- Higher rate of advance
- Lower cost per meter
- Exact collaring
- Reduced overbreak
- Improved flushing for higher drilling speed
- Superior hole accuracy and hole straightness
- Faster and easier uncoupling of bits
- Reduced machine downtime

\*Test results and calculations are to be considered as results reached under certain and controlled conditions. These test results and calculations should not be treated as specifications and Sandvik does not guarantee, warrant or represent the outcome of test results in any or all circumstances.

**Sandvik drifter bits**

Sandvik bits for drifting and tunneling are available in five basic designs



**Type 51**  
Featuring a new best-of-both-worlds carbide grade, this bit design is ideal for abrasive rock.



**Type 52**  
Designed for maximum bit life in hard and abrasive rock.



**Type 53**  
All-round design with a good tradeoff between speed and bit life length for hard to medium hard rock.



**Type 54**  
All-round design with high penetration rate for hard to medium hard rock.



**Type 55**  
Designed for maximum penetration rate in softer and less abrasive rock formations.



**Type 60, Speedy bit**  
The fastest bit in the industry is designed for high speed and great durability in hard to medium-hard rock.

# Bench drilling

Drill rods and tubes represent a significant portion of your bench drilling tool expenses. With the industry's demand for deeper holes, the cost of these essential components are rising. Now envision the advantages with 30% longer tool life, enabling you to drill more meters per shift and reduce your overall drilling cost — ultimately boosting both productivity and profitability.

## Welded, not forged

Our +Range rods are produced through friction welding, as opposed to forging. Forged rods are uniform in both material and heat treatment throughout the entire MF-rod. By adding specialized heat treatments in specific sections of the +Range rods, and utilizing an enhanced alloy blend, we achieve optimal performance. The rods exhibit greater resilience and higher fatigue resistance, leading to extended service life and minimizing the necessity for interruptions

and replacements. Moreover, featuring a smoother thread surface, a superior thread fit and innovative thread release mechanisms, breakages are greatly reduced.





## 30% longer service life

Extensive in-mine testing validates a 30% longer service life compared to previous standard offerings, with some instances demonstrating even greater improvements. Our patented, top-of-the-line steel alloy is meticulously developed to withstand the rigors of intense heat from friction, high impact from hydraulic hammers, and adhesion - taking you further before succumbing to wear from galling and pitting. By extending the service life of your rods and tubes by an average of 30%, you can drill more meters while using fewer rods, and at the end of the day resulting in significantly enhanced productivity.

R32 (1 1/4")	44
T35 (1 3/8")	46
T38 (1 1/2")	47
T45 (1 3/4")	50
T51/T51+ (2")	52
CT55	55
Sandvik GT60+	52
CT67	60
Sandvik LT90	63

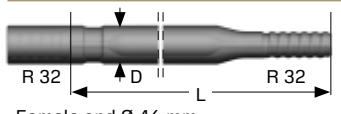
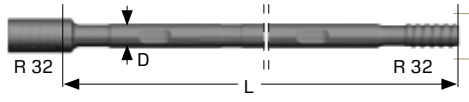
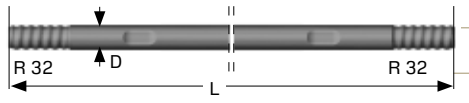

**Bits**

R32 (1 1/4")

	Flushing hole, mm		Buttons, mm		Angle	Dimensions D		Bit classification	Part No.
	Front no size	Gauge no size	Front no size	Gauge no size		mm	in		
<b>Button bit, regular skirt</b>									
	3x6	1x6	3x9	6x10	40°	51	2"	●	7733-1651A-R48
	3x6	1x6	3x9	6x10	35°	51	2"	●	7733-1651A-S48
	3x6	1x6	3x10	6x11	35°	57	2 1/4"	●	7733-1657A-S48
	3x7	-	3x11	6x12	30°	64	2 1/2"	●	7733-1664-S48
	4x7	-	5x10	8x11	35°	76	3"	●	7733-1876-S48
	<b>Button bit, Retrac</b>								
	3x6	-	3x9	6x10	35°	51	2"	●	7733-4651-R70
	3x6	-	3x9	6x10	35°	51	2"	●	7733-4651-S70
	3x8	-	3x11	6x12	30°	64	2 1/2"	●	7733-4664-S70
	4x7	-	5x9	8x10	30°	64	3 1/2"	●	7733-4864-S48

**Rods**



R32 (1 1/4")

	Dimensions					Part No.	
	Bit dia. mm	L mm	ft	in	D mm	in	
<b>Guide tube</b>							
	51-64	1,830	6'	-	46	1 3/4"	7953-4618-20
	51-64	3,050	10'	-	46	1 3/4"	7953-4631-20
Female end Ø 46 mm.							
<b>MF-rod, R32 – round 32 – R32</b>							
		2,435	8'	-	32	1 1/4"	7853-5124-20
		3,050	10'	-	32	1 1/4"	7853-5131-20
		3,660	12'	-	32	1 1/4"	7853-5137-20
		4,265	14'	-	32	1 1/4"	7853-5143-20
Flushing hole Ø 9.2 mm. Wrench flat 25.4 mm. Female end Ø 45 mm.							
<b>Drifter rod, T38 – Hex 32 – R32</b>							
		2440,	8'	-	32	1 1/4"	7853-3324-30
		3,050	10'	-	32	1 1/4"	7853-3331-30
		3,660	12'	-	32	1 1/4"	7853-3337-30
		4,265	13'	-	32	3 1/4"	7853-3343-30
Flushing hole Ø 11.7 mm. Wrench flat 25.4 mm.							
<b>Coupling sleeve, R32</b>							
	150	-	5 29/32"		44	1 47/64"	7993-3644




**Bits**

T35 (1 3/8")

	Flushing hole, mm		Buttons, mm		Angle	Dimensions D		Bit classification	Part No.
	Front no size	Gauge no size	Front no size	Gauge no size		mm	in		
<b>Button bit, regular skirt</b>									
	3x6	1x6	3x9	6x11	30°	54	2 1/8"	●	7517-1654A-S70
<b>Button bit, retrac</b>									
	3x6	1x6	3x9	6x10	35°	54	2 1/8"	○	7517-4654A-R70
	3x8	1x8	3x11	6x12	30°	64	2 1/2"	●	7517-4654A-S81
	3x7	1x7	3x10	6x11	35°	57	2 1/4"	○	7517-4657A-R48
	3x7	1x7	3x11	6x12	35°	64	2 1/2"	○	7517-4664A-R48

**Rods**





T35 (1 3/8")

	Dimensions						Part No.
	L	mm	ft	in	D	mm	
<b>MF-rod, T35 – round 39 – T35</b>							
		3,050	10'	-	39	1 1/2"	7327-4731-20
		3,660	12'	-	39	1 1/2"	7327-4737-20

Female end Ø 48.2 mm. Flushing hole Ø 14.5 mm.

**Bits**

T38 (1 1/2")

	Flushing hole, mm		Buttons, mm		Angle	Dimensions D		Bit classification	Part No.
	Front no size	Gauge no size	Front no size	Gauge no size		mm	in		
<b>Button bit, regular skirt</b>									
	3x7	1x7	3x9	6x11	35°	54	2 1/8"	●	7514-1654A-R48
	3x7	1x7	3x10	6x11	35°	57	2 1/4"	●	7514-1657A-S48
	3x8	-	3x11	6x12	35°	64	2 1/2"	●	7514-1664-R70
	3x8	-	3x11	6x12	30°	64	2 1/2"	●	7514-1664-S70
	4x8	-	5x10	8x11	30°	70	2 3/4"	●	7514-1870-S70
	4x8	-	5x11	8x12	35°	76	3"	●	7514-1876-R48
	4x8	-	5x11	8x12	35°	76	3"	●	7514-1876-S70
	4x8	-	5x12	8x12	35°	89	3 1/2"	●	7514-1889-S48
	3x8	1x8	3x10	6x11	40°	64	2 1/2"	○	7514-5564A-C60
	3x8	1x8	4x11	6x12	40°	76	3"	○	7514-5576A-C60

**Bits**

T38 (1 1/2")







	Flushing hole, mm		Buttons, mm		Angle	Dimensions D		Bit classification	Part No.
	Front no size	Gauge no size	Front no size	Gauge no size		mm	in		
<b>Button bit, retrac</b>									
	3x7	1x7	3x10	6x11	35°	60	2 3/8"	●	7514-4660A-R70
	3x8	-	3x11	6x12	35°	64	2 1/2"	●	7514-4664-R48
	3x8	1x8	3x11	6x12	30°	64	2 1/2"	●	7514-4664A-S81
	3x8	-	3x11	6x12	30°	64	2 1/2"	●	7514-4664-R70
	3x8	-	3x11	6x12	30°	64	2 1/2"	●	7514-4664-S70
	3x8	-	3x12	6x13	35°	70	3 3/4"	●	7514-4670-R70
	4x7	1x7	5x9	8x10	35°	64	2 1/2"	●	7514-4864A-R70
	4x8	-	5x10	8x11	30°	70	2 3/4"	●	7514-4870-S70
	4x8	-	5x11	8x12	35°	76	3"	●	7514-4876-R70
	4x8	-	5x11	8x12	35°	76	3"	●	7514-4876-S70
	2x10	1x6	4x10	8x10	30°	64	2 1/2"	●	7514-7864A-S70
	3x10	-	6x10	9x11	35°	89	3 1/2"	●	7514-7889-S70
	4x8	-	6x10	8x11	35°	76	3"	●	7514-7976-R48

**Rods**

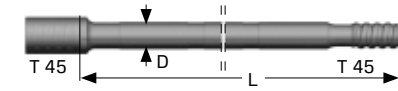


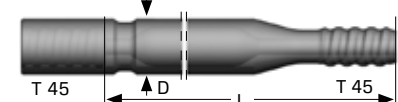
T38/T38+ (1 1/2")

	Dimensions					Part No.	
	Bit dia. mm	L mm	ft	in	D mm	in	
<b>MF-rod, T38 – round 39 – T38</b>							
		3,050	10'	-	39	1 1/2"	7324-4731-85
		3,660	12'	-	39	1 1/2"	7324-4737-85
Flushing hole Ø 14.5 mm. Female end OD 56 mm.		4,265	14'	-	39	1 1/2"	7324-4743-85
<b>Extension rod, T38 – round 39 – T38</b>							
		3,050	10'	-	39	1 1/2"	7324-4331C-30
		3,660	12'	-	39	1 1/2"	7324-4337C-30
Flushing hole Ø 14.5 mm. Wrench flat 32 mm.		4,265	14'	-	39	1 1/2"	7324-4343C-30
<b>Coupling sleeve, T38</b>							
		191	-	7 1/2"	55	2 5/32"	7314-3355
<b>Guide tube</b>							
	64-76	3,660	12'	-	56	2 13/64"	7955-5637-20
<b>Guide adapter</b>							
T38/T38+ (1 1/2")							
<b>Guide adapter, T38</b>							
	64	1,845			62		7334-4405-64
	76	1,845			74		7334-4405-76


**Bits**  
T45 (1 3/4")

	Flushing hole, mm		Buttons, mm		Angle	Dimensions D		Bit classification	Part No.
	Front no size	Gauge no size	Front no size	Gauge no size		mm	in		
<b>Button bit, regular skirt</b>									
	4x8	-	5x10	8x11	30°	70	2 3/4"	●	7515-1870-S70
	4x8	-	5x11	8x12	35°	76	3"	●	7515-1876-R70
	4x8	-	5x11	8x12	35°	76	3"	●	7515-1876-S70
	4x9	-	5x12	8x13	40°	89	3 1/2"	●	7515-1889-R70
	4x9	-	5x12	8x13	35°	89	3 1/2"	●	7515-1889-S70
<b>Button bit, retrac</b>									
	4x7	-	5x9	8x10	35°	66	2 19/32"	●	7515-4866-R48
	4x8	-	5x10	8x11	35°	70	2 3/4"	●	7515-4870-R70
	4x8	-	5x11	8x12	35°	76	3"	●	7515-4876-R70
	4x8	-	5x11	8x12	35°	76	3"	●	7515-4876-S70
	4x8	-	5x11	8x12	35°	76	3"	●	7515-4876-S81
	4x8	-	5x11	8x12	40°	83	3 1/4"	●	7515-4883-R70
	4x9	-	5x12	8x13	40°	89	3 1/2"	●	7515-4889-R70
	4x9	-	5x12	8x13	35°	89	3 1/2"	●	7515-4889-S70
	3x10	-	9x11	9x13	35°	102	4"	●	7515-4902-S70
	2x11	1x6	6x10	8x11	35°	76	3"	○	7515-7876A-S70
	3x10	1x8	6x10	9x11	35°	89	3 1/2"	○	7515-7889A-S70
	4x8	-	6x10	8x11	35°	76	3"	○	7515-7976-R70
	4x7	-	6x10	8x11	30°	76	3"	●	7515-7976-S48
	4x8	-	6x11	8x12	40°	89	3 1/2"	○	7515-7989-R70
	4x8	-	6x11	8x12	35°	89	3 1/2"	●	7515-7989-S70
	4x9	-	7x12	8x13	35°	102	4"	●	7515-7902-S70
	4x8	-	6x10	8x11	35°	76	3"	○	7515-8276-R48

**Rods**  
T45 (1 3/4")




	Dimensions					Part No.	
	Bit dia. mm	L mm	ft	in	D mm	in	
<b>MF-rod, T45 – round 46 – T45</b>							
		3,050	10'	-	46	1 1/2"	7325-7731-85
		3,660	12'	-	46	1 1/2"	7325-7737-85
		4,265	14'	-	46	1 1/2"	7325-7743-85
		4,975	16'	-	46	1 1/2"	7325-7749-85
		6,095	20'	-	46	1 1/2"	7325-7761-85
Flushing hole Ø 17 mm. Female end Ø 63 mm.							
<b>Extension rod, T45 – round 46 – T45</b>							
		3,050	10'	-	46	1 3/4"	7325-7331C-30
		3,660	12'	-	46	1 3/4"	7325-7337C-30
		4,265	14'	-	46	1 3/4"	7325-7343C-30
Flushing hole Ø 17 mm.							
<b>Coupling sleeve, T45</b>							
		210	-	8 1/8"	63	2 31/64"	7315-3663
<b>Guide tube</b>							
	76-89	3,660	12'	-	63	2 1/2"	7956-6337-85
	89-102	3,660	12'	-	76	3"	7956-7637-85

**Guide adapter**  
T45 (1 3/4")








	Dimensions			Part No.
	T38	L mm	D mm	
<b>Guide adapter, T45</b>				
	76	199,5	74	7335-5405-76
	83	199,5	81	7335-5405-83
	89	199,5	86	7335-5405-89



**Bits**  
T51 (2")




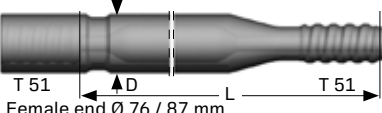
	Flushing hole, mm		Buttons, mm		Angle	Dimensions D		Bit classification	Part No.
	Front no size	Gauge no size	Front no size	Gauge no size		mm	in		
<b>Button bit, regular skirt</b>									
	4x10	-	5x12	8x13	40°	89	3 1/2"	●	7516-1889-R70
	4x10	-	5x12	8x13	35°	89	3 1/2"	●	7516-1889-S70
	3x13	-	9x11	9x13	40°	102	4"	●	7516-1902-R70
	3x13	-	9x11	9x13	35°	102	4"	●	7516-1902-S70
	3x13	-	10x12	9x14	35°	115	4 1/2"	●	7516-1915-S70
	3x14	-	10x13	9x14	35°	127	5"	●	7516-1927-S48
	3x12	1x12	2x11, 3x12	6x13	40°	89	3 1/2"	○	7516-5589A-C60
	4x11	1x11	3x11, 4x12	8x13	40°	102	4"	○	7516-5502A-C60

**Bits**  
T51 (2")

	Flushing hole, mm		Buttons, mm		Angle	Dimensions D		Bit classification	Part No.
	Front no size	Gauge no size	Front no size	Gauge no size		mm	in		
<b>Button bit, retrac</b>									
	4x9	-	5x12	8x13	35°	83	3 1/4"	●	7516-4883-R70
	4x9	-	5x12	8x13	40°	83	3 1/4"	●	7516-4883-S70
	4x10	-	5x12	8x13	35°	89	3 1/2"	●	7516-4889-S70
	4x10	-	5x12	8x13	35°	89	3 1/2"	●	7516-4889-S81
	4x10	-	5x12	8x13	35°	89	3 1/2"	●	7516-4889-R70
	3x13	-	9x11	9x13	35°	102	4"	●	7516-4902-R70
	3x13	-	9x11	9x13	35°	102	4"	●	7516-4902-S70
	3x13	-	10x12	9x14	40°	115	4 1/2"	●	7516-4915-R48
	3x13	-	10x12	9x14	35°	115	4 1/2"	●	7516-4915-S70
	3x14	-	10x13	9x14	35°	127	5"	●	7516-4927-S70
	3x12	1x12	2x11, 3x12	6x13	40°	89	3 1/2"	○	7516-7589A-C60
	3x11	1x11	3x11, 4x12	8x13	40°	102	4"	○	7516-7502A-C60
	3x12	1x8	6x10	9x11	35°	89	3 1/2"	○	7516-7889A-S70
	4x9	-	6x10	8x11	40°	76	3"	○	7516-7976-R70
	4x10	-	6x11	8x12	40°	89	3 1/2"	○	7516-7989-R70
	4x10	-	6x11	8x12	35°	89	3 1/2"	●	7516-7989-S70
	4x11	-	7x12	8x13	35°	102	4"	●	7516-7902-S70
	4x11	-	3x11, 4x12	8x13	40°	102	4"	○	7516-7902-R70
	4x10	-	3x12, 4x13	8x14	35°	115	4 1/2"	●	7516-7915-S70
	5x9	-	7x11	10x12	35°	89	3 1/2"	●	7516-7089-S70
	5x10	-	7x12	10x13	35°	96	3 3/4"	●	7516-7096-R70
	5x10	-	8x12	10x13	35°	102	4"	●	7516-7002-S70


**Rods**

T51/T51+ (2")

	Dimensions				Part No.	
	Bit dia. mm	L mm	ft	in	D mm	in
<b>MF-rod, T51 – round 52 – T51</b>						
	3,660	12'	-		52	2"
	4,265	14'	-		52	2"
	5,485	17'	-		52	2"
Flushing hole Ø 21.5 mm. Female end Ø 71 mm.	6,095	20'	-		52	2"
<b>Extension rod, T51 – round 52 – T51</b>						
	3,660	12'	-		52	2"
	4,265	14'	-		52	2"
Flushing hole Ø 21.5 mm.	6,095	20'	-		52	2"
<b>Coupling sleeve, T51</b>						
	225	-	8 7/8"		71	2 51/64"
	225	-	8 7/8"		76	3"
<b>Guide tube</b>						
	89-102	3,660	12'	-	76	3"
	102-127	3,660	12'	-	87	3 1/2"




**Guide adapter**

T51/T51+ (2")

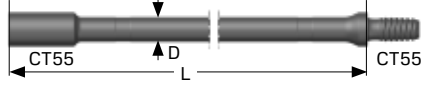
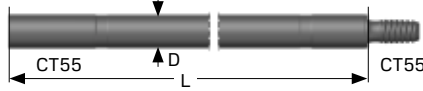
	Dimensions			Part No.
	T51	L mm	D mm	
<b>Guide adapter, T51</b>				
	83	222,5	80	7336-6405-83
	89	222,5	86	7336-6405-89
	102	222,5	98	7336-6405-102
	115	222,5	111	7336-6405-115

**Bits**



CT55

	Flushing hole, mm		Buttons, mm		Angle	Dimensions D		Bit classification	Part No.
	Front no size	Gauge no size	Front no size	Gauge no size		mm	in		
<b>Button bit, retrac</b>									
	4x10	-	5x12	8x13	40°	89	3 1/2"	●	7538-4889-R70
	4x10	-	5x12	8x13	35°	89	3 1/2"	●	7538-4889-S70
	3x13	-	9x11	9x13	40°	102	4"	●	7538-4902-R70
	3x13	-	9x11	9x13	35°	102	4"	●	7538-4902-S70
	3x13	-	10x12	9x14	35°	115	4 1/2"	●	7538-4915-S70
	3x14	-	10x13	9x14	35°	127	5"	●	7538-4927-R70
<b>Autobit, retrac</b>									
	4x10	-	6x12	8x13	40°	89	3 1/2"	●	7538-6389-F70

**Rods**  
CT55






	Dimensions					Part No.	
	Bit dia. mm	L mm	ft	in	D mm	in	
<b>MF Rod, CT55 - Round 56 - CT55</b>							
	3,660	12'	-		56	2 1/2"	7398-5637-85
	4,265	14'	-		56	2 1/2"	7398-5643-85
	5,485	17'	-		56	2 1/2"	7398-5655-85
Flushing hole Ø 28.5 mm. Female and shoulder Ø 77 mm.							
<b>Guide tube, CT55 - Round 76 - CT55</b>							
	3,660	12'	-		76	3"	7998-7637-85
Female and shoulder Ø 77 mm.							

**Bits**  
Sandvik GT60+

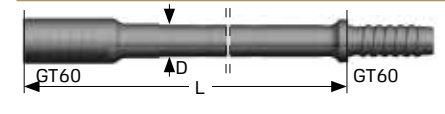
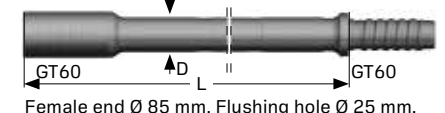
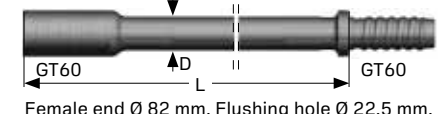
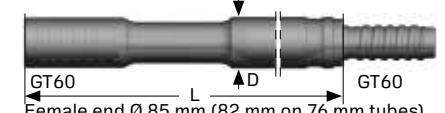
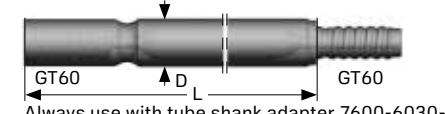
	Flushing hole, mm		Buttons, mm		Angle	Dimensions D		Bit classification	Part No.
	Front no size	Gauge no size	Front no size	Gauge no size		mm	in		
<b>Button bit, regular skirt</b>									
	4x11	-	6x12	8x14	35°	92	3 5/8"	●	7620-1892-S70
	3x13	-	9x11	9x13	35°	102	4"	●	7620-1902-S70
	3x14	-	10x12	9x14	35°	115	4 1/2"	●	7620-1915-S70
	3x14	-	10x13	9x16	35°	127	5"	●	7620-1927-S70
	3x14	-	10x14	9x16	35°	140	5 1/2"	●	7620-1940-S70
	3x15	-	12x14	9x16	35°	152	6"	●	7620-1952-S70



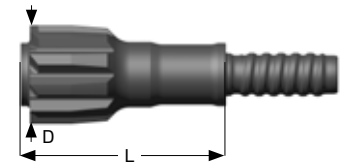
**Bits**  
Sandvik GT60+

	Flushing hole, mm		Buttons, mm		Angle	Dimensions D		Bit classification	Part No.
	Front no size	Gauge no size	Front no size	Gauge no size		mm	in		
<b>Button bit, retrac</b>									
	3×11	-	9×11	9×13	40°	102	4"	●	7620-4902-R70
	3×13	-	9×11	9×13	35°	102	4"	●	7620-4902-S70
	3×14	-	10×12	9×14	40°	115	4 1/2"	●	7620-4915-R70
	3×14	-	10×12	9×14	35°	115	4 1/2"	●	7620-4915-S70
	3×14	-	10×13	9×14	40°	127	5"	●	7620-4927-R70
	3×14	-	10×13	9×16	35°	127	5"	●	7620-4927-S55
	3×14	-	10×13	9×16	35°	127	5"	●	7620-4927-S70
	3×14	-	10×14	9×16	35°	140	5 1/2"	●	7620-4940-S70
	3×15	-	12×14	9×16	35°	152	6"	●	7620-4952-S70
	4×11	-	3×11, 4×12	8×13	35°	102	4"	●	7620-7902-S70
	4×11	-	3×12, 4×13	8×14	35°	115	4 1/2"	●	7620-7915-S70
	4×11	-	3×13, 4×14	8×14	35°	127	5"	●	7620-7927-S70
	4×12	-	4×14, 4×16	8×16	35°	140	5 1/2"	●	7620-7940-S70
	4×12	-	5×14, 4×16	8×16	35°	152	6"	●	7620-7952-S70
	2×14	-	9×12	9×12	40°	92	3 5/8"	●	7620-8792-R70
	2×14	-	9×12	9×12	35°	92	3 5/8"	●	7620-8792-S70
	2×14	-	10×12	9×13	40°	96	3 3/4"	●	7620-8796-R70
	2×14	-	10×12	9×13	35°	96	3 3/4"	●	7620-8796-S48
	2×14	-	10×12	9×13	40°	102	4"	●	7620-8702-R70
	2×15	-	6×13	8×16	35°	102	4"	●	7620-8102-S70
	3×13	-	6×13	9×16	35°	115	4 1/2"	●	7620-8115-S55
	3×13	-	6×13	9×16	35°	115	4 1/2"	●	7620-8115-S70
	5×10	-	8×12	10×13	35°	102	4"	●	7620-7002-S70




**Rods**  
Sandvik GT60+

	Dimensions					Part No.	
	L	mm	ft	in	D		mm
<b>MF-rod, GT60 – round 60 – GT60. For bits from 96 mm.</b>							
	3,660	12'	-		60	2 3/8"	7610-1137-85
	4,265	14'	-		60	2 3/8"	7610-1143-85
	4,875	16'	-		60	2 3/8"	7610-1149-85
	5,485	18'	-		60	2 3/8"	7610-1155-85
	6,095	20'	-		60	2 3/8"	7610-1161-85
Female end Ø 85 mm. Flushing hole Ø 22.5 mm.	4,265	14'	-		64	2 1/2"	7610-1243-85
							
Female end Ø 85 mm. Flushing hole Ø 25 mm.							
<b>MF-rod, GT60 – round 60 – GT60. For 92–115 mm bits.</b>							
	3,660	12'	-		60	2 3/8"	7610-1437-85
	4,265	14'	-		60	2 3/8"	7610-1443-85
Female end Ø 82 mm. Flushing hole Ø 22.5 mm.							
<b>Pilot tube – GT60</b>							
	1,600	5'	3'		87	3"	7640-8716-80
	4,265	14'	-		87	3 1/2"	7640-8743-80
Female end Ø 85 mm (82 mm on 76 mm tubes).	5,335	17'	6'		76	3"	7640-7653-80
<b>Drill tube</b>							
	4,265	14'	-		87	3 1/2"	7660-8743-80
	6,095	20'	-		87	3 1/2"	7660-8761-80
Always use with tube shank adapter 7600-6030-01 (HL1500, 1560).							

**Guide adapter**  
Sandvik GT60+





	Dimensions			Part No.	
	GT60	L	D		mm
<b>Guide adapter, GT60</b>					
	96	244,5		93	7630-6005-96
	102	244,5		99	7630-6005-102
	115	244,5		111	7630-6005-115
	127	264,5		123	7630-6005-127
	140	284,5		136	7630-6005-140
	157	284,5		147	7630-6005-152

**Bits**  
**CT67**

	Flushing hole, mm		Buttons, mm		Angle	Dimensions D		Bit classification	Part No.
	Front no size	Gauge no size	Front no size	Gauge no size		mm	in		
<b>Autobit, regular skirt</b>									
	3×13	-	9×12	9×14	40°	102	4"	●	7539-6202-F70
<b>Autobit, retrac</b>									
	3×13	-	9×12	9×14	40°	102	4"	●	7539-6302-F70
	3×13	-	9×12	9×14	35°	102	4"	●	7539-6302-S81
	3×13	-	9×13	9×14	40°	115	4 1/2"	●	7539-6315-F70
<b>Button bit, retrac</b>									
	3×13	-	9×11	9×13	35°	102	4"	●	7539-4902-S70
	3×14	-	10×12	9×14	35°	115	4 1/2"	●	7539-4915-S70
	3×14	-	10×13	9×16	35°	127	5"	●	7539-4927-S70
	3×16	-	10×12	9×13	40°	127	5"	●	7539-4927X-R70*
	3×14	-	5×12	8×13	35°	127	5"	●	7539-4927-S55
	3×14	-	5×12	8×13	35°	140	3 1/2"	●	7539-4940-S70

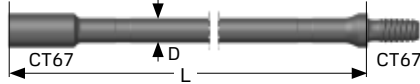
\* X = Shoulder protection

**Bits**  
**CT67**

	Flushing hole, mm		Buttons, mm		Angle	Dimensions D		Bit classification	Part No.
	Front no size	Gauge no size	Front no size	Gauge no size		mm	in		
<b>Button bit, retrac</b>									
	3×16	-	9×11	9×13	40°	140	5 1/2"	●	7539-4940-R70
	3×16	-	12×14	9×16	35°	152	6"	●	7539-4952X-S70*
<b>Button bit, retrac</b>									
	5×11	-	9×11	9×13	35°	96	5 1/2"	●	7539-7096-S70
<b>Button bit, retrac</b>									
	3×13	-	10×12	9×14	35°	115	3 3/4"	●	7539-8115-S55
	2×15	-	6×13	8×16	35°	102	4"	●	7539-8102-S70
<b>Button bit, retrac</b>									
	2×14	-	10×13	9×14	40°	96	4 1/2"	○	7539-8796-R70
	2×14	-	10×13	9×14	40°	102	4"	○	7539-8702-R70

\* X = Shoulder protection

**Rods**  
CT67


	Dimensions				Part No.		
	Bit dia. mm	L mm	ft	in	D mm	in	
 <p><b>MF Rod, CT67 Round 66</b></p>	3,660	12'	-		67	2 1/2"	7399-6637-85
	4,265	14'	-		67	2 1/2"	7399-6643-85
	5,485	17'	-		67	2 1/2"	7399-6655-85
	6,095	20'	-		67	2 1/2"	7399-6661-85

Flushing hole Ø 33 mm. Female and shoulder Ø 87 mm.


	Dimensions				Part No.		
	Bit dia. mm	L mm	ft	in	D mm	in	
 <p><b>Guide tube, CT67 Round 89</b></p>	4,265	14'	-		87	3 7/16"	7999-8743-85

Female and shoulder Ø 87 mm.

**Bits**  
Sandvik LT90


	Flushing hole, mm		Buttons, mm		Angle	Dimensions D		Bit classification	Part No.
	Front no size	Gauge no size	Front no size	Gauge no size		mm	in		
 <p><b>LT90 Assortment, TH, XL</b></p>	3×15	-	10×14	9×16	35°	140	5 1/2"	●	7532-4940-S70
	3×20	-	12×14	9×16	35°	152	6"	●	7532-4952-S70
	3×20	-	12×16	9×16	35°	165	6 1/2"	●	7532-4965-S70
	3×20	-	12×16	9×18	35°	172	6 3/4"	●	7532-4972-R70
	3×20	-	12×16	9×18	35°	178	7"	●	7532-4978-R70

**Rods**  
Sandvik LT90

	Dimensions				Part No.	
	L mm	ft	in	D mm	in	
 <p><b>MF-rod, LT90 - round 80</b></p>	4,265	14'	-	80	-	7382-1543-85

Female end Ø 120 mm. Flushing hole Ø 50 mm.

**Shanks**  
Sandvik LT90

	Application	Thread	Length(mm)	Part No.
 <p><b>RD1840C / RP</b></p>	BE	LT90	950	7340-6041-15
	BE/RP	LT90	950	7340-6041P-15





# Curved thread system Packed with power


If you want to significantly increase productivity, reduce energy consumption, and extend tool life you need the most advanced top hammer tool system ever made. Meet the curved thread CT55 and CT67 for hole sizes from 89 to 140 mm.

The new top hammer curved thread systems, CT55 and CT67, push the limits for productivity, durability and sustainability. With higher penetration rates, improved hole straightness, long service life, and fewer breakages, we present a tool system that sets new standards for precision in surface drilling operations and paves the way for automation in underground drilling.

#### Benefits

- Great hole accuracy
- Trouble-free coupling and uncoupling
- Superior fatigue strength
- Efficient flushing
- Powerful energy transfer

By adding strength in the thread's weakest spot, we enable maximized output for every engine hour, significant reduction in total drilling expenses as well as a lower carbon footprint.





# Long-hole drilling underground



Production drilling serves at the heart of your mine's operations, demanding products that ensure high precision and premium quality. As underground mining evolves towards large-scale production with fewer sublevels, longer holes, and more selective mining, our offerings are tailored to meet your future needs.

In this evolving landscape, drilling accuracy is paramount. Various factors influence hole straightness, including rock properties, drilling methods, rig power, and tool selection. Here, our Sandvik MF rod string stands out as a forgiving and tolerant tool system, ensuring impressive hole straightness.

With our state-of-the-art and in-house manufacturing capabilities for producing, machining and tailoring steel, we can customize the metallurgical properties of crucial Sandvik MF rod components. Each rod string is engineered with

specific material characteristics to enhance wear, fatigue, and corrosion resistance, simplifying operations and ensuring consistent productivity.





In long-hole production drilling, our tube drilling system excels in achieving high rates of penetration, maintaining hole straightness, and minimizing total production costs.

With hole diameters ranging from 76 to 115 mm, a well-assembled tube string in a stable rig allows for accurate drilling of holes up to 60 meters, positively impacting your bottom line. Reducing hole deviation by up to 40%, our tools mitigate profitability risks associated with poor fragmentation, low ore recovery, and ore dilution, further underscoring the value of choosing our premium Sandvik solutions.

R32 (1 1/4")	68
T35 (1 3/8")	70
T38 (1 1/2")	71
T45 (1 3/4")	74
T51 (2")	77
CT55	80
ST58 (2 1/4") tube drilling tools	81
ST68 (2 3/4") tube drilling tools	83
CT67	85

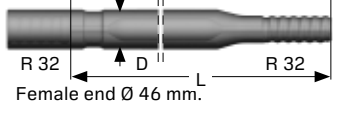
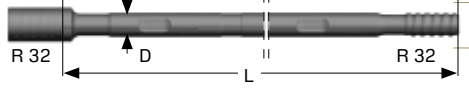
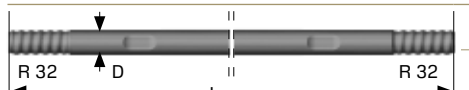

**Bits**

R32 (1 1/4")

	Flushing hole, mm		Buttons, mm		Angle	Dimensions D		Bit classification	Part No.
	Front no size	Gauge no size	Front no size	Gauge no size		mm	in		
<b>Button bit, regular skirt</b>									
	3x6	1x6	3x9	6x10	40°	51	2"	●	7733-1651A-R48
	3x6	1x6	3x9	6x10	35°	51	2"	●	7733-1651A-S48
	3x6	1x6	3x10	6x11	35°	57	2 1/4"	●	7733-1657A-S48
	3x7	-	3x11	6x12	30°	64	2 1/2"	●	7733-1664-S48
	4x7	-	5x10	8x11	35°	76	3"	●	7733-1876-S48
<b>Button bit, Retrac</b>									
	3x6	-	3x9	6x10	35°	51	2"	●	7733-4651-R70
	3x6	-	3x9	6x10	35°	51	2"	●	7733-4651-S70
	3x8	-	3x11	6x12	30°	64	2 1/2"	●	7733-4664-S70
	4x7	-	5x9	8x10	30°	64	3 1/2"	●	7733-4864-S48


**Rods**

R32 (1 1/4")



	Dimensions					Part No.	
	Bit dia. mm	L mm	ft	in	D mm	in	
<b>Guide tube</b>							
	51-64	1,830	6'	-	46	1 3/4"	7953-4618-20
R 32 Female end Ø 46 mm.							
<b>MF-rod, R32 – round 32 – R32</b>							
		915	3'	-	32	1 1/4"	7853-5109-20
		1,220	4'	-	32	1 1/4"	7853-5112-20
		1,525	5'	-	32	1 1/4"	7853-5115-20
		1,830	6'	-	32	1 1/4"	7853-5118-20
Flushing hole Ø 9.2 mm. Wrench flat 25.4 mm. Female end Ø 45 mm.							
<b>Drifter rod, T38 – Hex 32 – R32</b>							
		1,220	4'	-	32	1 1/4"	7853-3312-20
		1,525	5'	-	32	1 1/4"	7853-3315-20
		1,830	6'	-	32	3 1/4"	7853-3318-20
Flushing hole Ø 11.7 mm. Wrench flat 25.4 mm.							
<b>Coupling sleeve, R32</b>							
		150	-	5 29/32"	44	1 47/64"	7993-3644

**Reaming tools**


R32 (1 1/8") bit thread

	Flushing hole, mm		Buttons, mm		Angle	Dimensions D		Part No.
	Front no size	Gauge no size	Front no size	Gauge no size		mm	in	
<b>Reaming bit, R32</b>								
	3x6	1x6	3x13	12x13	35°	102	4"	7733-5602P-S48
	3x7	1x7	3x13	16x13	35°	127	5"	7733-5627P-S48

**Bits**  
T35 (1 3/8")





	Flushing hole, mm		Buttons, mm		Angle	Dimensions D		Bit classification	Part No.
	Front no size	Gauge no size	Front no size	Gauge no size		mm	in		
<b>Button bit, regular skirt</b>									
	3x6	1x6	3x9	6x11	30°	54	2 1/8"	●	7517-1654A-S48
<b>Button bit, retrac</b>									
	3x6	-	3x9	6x10	35°	54	2 1/8"	○	7517-4654-R48
	3x7	1x7	3x10	6x11	35°	57	2 1/4"	○	7517-4657A-R48
	3x7	1x7	3x11	6x12	35°	64	2 1/2"	○	7517-4664A-R48

**Rods**  
T35 (1 3/8")

	Dimensions						Part No.
	L	mm	ft	in	D	mm	
<b>MF-rod, T35 – round 39 – T35</b>							
		1,525	5'	-	39	1 1/2"	7327-4715-20
		1,830	6'	-	39	1 1/2"	7327-4718-20





Female end Ø 48.2 mm. Flushing hole Ø 14.5 mm.

**Bits**  
T38 (1 1/2")


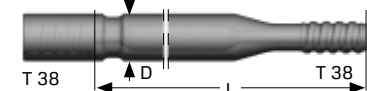
	Flushing hole, mm		Buttons, mm		Angle	Dimensions D		Bit classification	Part No.
	Front no size	Gauge no size	Front no size	Gauge no size		mm	in		
<b>Button bit, regular skirt</b>									
	3x7	1x7	3x9	6x11	35°	54	2 1/8"	●	7514-1654A-R48
	3x7	1x7	3x10	6x11	35°	57	2 1/4"	●	7514-1657A-S48
	3x8	-	3x11	6x12	35°	64	2 1/2"	●	7514-1664-R70
	3x8	-	3x11	6x12	30°	64	2 1/2"	●	7514-1664-S70
	4x8	-	5x10	8x11	30°	70	2 3/4"	●	7514-1870-S70
	4x8	-	5x11	8x12	35°	76	3"	●	7514-1876-R48
	4x8	-	5x11	8x12	35°	76	3"	●	7514-1876-S70
	4x8	-	5x12	8x12	35°	89	3 1/2"	●	7514-1889-S48
	3x8	1x8	3x10	6x11	40°	64	2 1/2"	○	7514-5564A-C60
	3x8	1x8	4x11	6x12	40°	76	3"	○	7514-5576A-C60




**Bits**  
T38 (1 1/2")

	Flushing hole, mm		Buttons, mm		Angle	Dimensions D		Bit classification	Part No.
	Front no size	Gauge no size	Front no size	Gauge no size		mm	in		
<b>Button bit, retrac</b>									
	3x7	1x7	3x10	6x11	35°	60	2 3/8"	●	7514-4660A-R70
	3x8	-	3x11	6x12	35°	64	2 1/2"	●	7514-4664-R48
	3x8	1x8	3x11	6x12	30°	64	2 1/2"	●	7514-4664A-S81
	3x8	-	3x11	6x12	30°	64	2 1/2"	●	7514-4664-R70
	3x8	-	3x11	6x12	30°	64	2 1/2"	●	7514-4664-S70
	3x8	-	3x12	6x13	35°	70	3 3/4"	●	7514-4670-R70
	4x7	1x7	5x9	8x10	35°	64	2 1/2"	●	7514-4864A-R70
	4x8	-	5x10	8x11	30°	70	2 3/4"	●	7514-4870-S70
	4x8	-	5x11	8x12	35°	76	3"	●	7514-4876-R70
	4x8	-	5x11	8x12	35°	76	3"	●	7514-4876-S70
	2x10	1x6	4x10	8x10	30°	64	2 1/2"	●	7514-7864A-S70
	3x10	-	6x10	9x11	35°	89	3 1/2"	●	7514-7889-S70
	4x8	-	6x10	8x11	35°	76	3"	●	7514-7976-R48



**Rods**  
T38 (1 1/2")

	Dimensions						Part No.
	Bit dia. mm	L mm	ft	in	D mm	in	
<b>MF-rod, T38 – round 39 – T38</b>							
		915	3'	-	39	1 1/2"	7324-4709C-20
		1,220	4'	-	39	1 1/2"	7324-4712C-20
		1,525	5'	-	39	1 1/2"	7324-4715C-20
Flushing hole Ø 14.5 mm. Female end OD 56 mm.		1,830	6'	-	39	1 1/2"	7324-4718C-20
<b>Guide tube</b>							
	64-76	1,220	4'	-	56	2 13/64"	7955-5612-20
Female end OD 56 mm.	64-76	1,830	6'	-	56	2 13/64"	7955-5618-20

**Pilot adapter**  
T38 (1 1/2")







	Thread	Dimensions			D mm	in	Part No.
		L mm	ft	in			
<b>Pilot adapter for reaming of 64 mm (2") pilot holes</b>							
	T38	-	-	-	47	1 7/8"	7823-2647

**Reaming tools**  
T38 (1 1/2")

	Flushing hole, mm		Buttons, mm		Angle	Dimensions D		Pilot diam. mm	Part No.
	Front no size	Gauge no size	Front no size	Gauge no size		mm	in		
<b>Reaming bit</b>									
	-	-	4x12	8x12	35°	102	4"	-	7723-4802-S48
	-	-	4x12	8x12	35°	127	5"	-	7723-4827-S48
	4x7	-	4x13	8x13	35°	102	4"	57	7514-5602-S81
	4x9	-	4x14	8x14	35°	127	5"	57	7514-5627-S48
	4x9	-	7x14	8x14	35°	152	6"	57	7514-5652-S48


**Bits**

T45 (1 3/4")

	Flushing hole, mm		Buttons, mm		Angle	Dimensions D		Bit classification	Part No.
	Front no size	Gauge no size	Front no size	Gauge no size		mm	in		
<b>Button bit, regular skirt</b>									
	4x8	-	5x10	8x11	30°	70	2 3/4"	●	7515-1870-S70
	4x8	-	5x11	8x12	35°	76	3"	●	7515-1876-R70
	4x8	-	5x11	8x12	35°	76	3"	●	7515-1876-S70
	4x9	-	5x12	8x13	40°	89	3 1/2"	●	7515-1889-R70
	4x9	-	5x12	8x13	35°	89	3 1/2"	●	7515-1889-S70
<b>Button bit, retrac</b>									
	4x7	-	5x9	8x10	35°	66	2 19/32"	●	7515-4866-R48
	4x8	-	5x10	8x11	35°	70	2 3/4"	●	7515-4870-R70
	4x8	-	5x11	8x12	35°	76	3"	●	7515-4876-R70
	4x8	-	5x11	8x12	35°	76	3"	●	7515-4876-S70
	4x8	-	5x11	8x12	35°	76	3"	●	7515-4876-S81
	4x8	-	5x11	8x12	40°	83	3 1/4"	●	7515-4883-R70
	4x9	-	5x12	8x13	40°	89	3 1/2"	●	7515-4889-R70
	4x9	-	5x12	8x13	35°	89	3 1/2"	●	7515-4889-S70
	3x10	-	9x11	9x13	35°	102	4"	●	7515-4902-S70
	2x11	1x6	6x10	8x11	35°	76	3"	○	7515-7876A-S70
	3x10	1x8	6x10	9x11	35°	89	3 1/2"	○	7515-7889A-S70
	4x8	-	6x10	8x11	35°	76	3"	○	7515-7976-R70
	4x7	-	6x10	8x11	30°	76	3"	●	7515-7976-S48
	4x8	-	6x11	8x12	40°	89	3 1/2"	○	7515-7989-R70
	4x8	-	6x11	8x12	35°	89	3 1/2"	●	7515-7989-S70
	4x9	-	7x12	8x13	35°	102	4"	●	7515-7902-S70
	4x8	-	6x10	8x11	35°	76	3"	○	7515-8276-R48

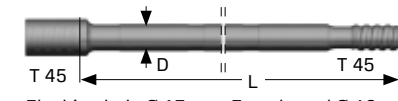
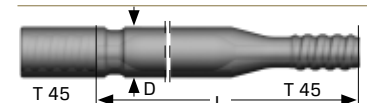
**Reaming tools**

T45 (1 3/4")

	Flushing hole, mm		Buttons, mm		Angle	Dimensions D		Pilot diam.	Part No.
	Front no size	Gauge no size	Front no size	Gauge no size		mm	in		
<b>Reaming bit</b>									
	4x14	-	8x14	127	35°	64	6"	-	7515-5627-S48
	8x14	-	8x14	152	35°	64	6"	-	7515-5652-S48



**Rods**

T45 (1 3/4")

	Dimensions				Dimensions D		Part No.	
	Bit dia. mm	L mm	ft	in	mm	in		
<b>MF-rod, T45 – round 46 – T45</b>								
		1,220	4'	-	46	1 3/4"	7325-7712C-20	
		1,525	5'	-	46	1 3/4"	7325-7715C-20	
		1,830	6'	-	46	1 3/4"	7325-7718C-20	
Flushing hole Ø 17 mm. Female end Ø 63 mm.								
<b>Guide tube</b>								
		76	6'	12'	-	63	2 1/2"	7956-6318-21
		84	6'	12'	-	76	3"	7956-7618-20
Female end Ø 63 mm / 76 mm.								

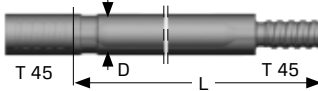
**Bits for tube drilling**

T45 (1 3/4")

	Flushing hole, mm		Buttons, mm		Angle	Dimensions D		Bit classification	Part No.
	Front no size	Gauge no size	Front no size	Gauge no size		mm	in		
<b>Button bit, retrac</b>									
	4x8	-	5x11	8x12	35°	76	3"	○	7525-4876-R70
	4x8	-	5x11	8x12	35°	76	3"	●	7525-4876-S48
<b>Autobit, retrac</b>									
	4x10	-	6x2	8x13	40°	89	3 1/2"	●	7525-6389-F70




**Tubes**

T45 (1 3/4")







	Dimensions					Part No.	
	L	mm	ft	in	D		mm
<b>Drill tube, T45 – Round 65 – T45</b>							
	1,525	5'	-		65	2 1/2"	7985-6315-26
Flushing hole Ø 18 mm.	1,830	6'	-		65	2 1/2"	7985-6318-26

**Bits**


T51 (2")

	Flushing hole, mm		Buttons, mm		Angle	Dimensions D		Bit classification	Part No.
	Front no size	Gauge no size	Front no size	Gauge no size		mm	in		
<b>Button bit, regular skirt</b>									
	4x10	-	5x12	8x13	40°	89	3 1/2"	●	7516-1889-R70
	4x10	-	5x12	8x13	35°	89	3 1/2"	●	7516-1889-S70
	3x13	-	9x11	9x13	40°	102	4"	●	7516-1902-R70
	3x13	-	9x11	9x13	35°	102	4"	●	7516-1902-S70
	3x13	-	10x12	9x14	35°	115	4 1/2"	●	7516-1915-S70
	3x14	-	10x13	9x14	35°	127	5"	●	7516-1927-S48
	3x12	1x12	2x11, 3x12	6x13	40°	89	3 1/2"	○	7516-5589A-C60
	4x11	1x11	3x11, 4x12	8x13	40°	102	4"	○	7516-5502A-C60

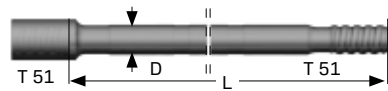
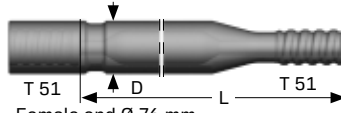
**Bits**  
T51 (2")

	Flushing hole, mm		Buttons, mm		Angle	Dimensions D		Bit classification	Part No.
	Front no size	Gauge no size	Front no size	Gauge no size		mm	in		
<b>Button bit, retrac</b>									
	4x9	-	5x12	8x13	35°	83	3 1/4"	●	7516-4883-R70
	4x9	-	5x12	8x13	40°	83	3 1/4"	●	7516-4883-S70
	4x10	-	5x12	8x13	35°	89	3 1/2"	●	7516-4889-S70
	4x10	-	5x12	8x13	35°	89	3 1/2"	●	7516-4889-S81
	4x10	-	5x12	8x13	35°	89	3 1/2"	●	7516-4889-R70
	3x13	-	9x11	9x13	35°	102	4"	●	7516-4902-R70
	3x13	-	9x11	9x13	35°	102	4"	●	7516-4902-S70
	3x13	-	10x12	9x14	40°	115	4 1/2"	●	7516-4915-R48
	3x13	-	10x12	9x14	35°	115	4 1/2"	●	7516-4915-S70
	3x14	-	10x13	9x14	35°	127	5"	●	7516-4927-S70
	3x12	1x12	2x11, 3x12	6x13	40°	89	3 1/2"	○	7516-7589A-C60
	3x11	1x11	3x11, 4x12	8x13	40°	102	4"	○	7516-7502A-C60
	3x12	1x8	6x10	9x11	35°	89	3 1/2"	●	7516-7889A-S70
	4x9	-	6x10	8x11	40°	76	3"	●	7516-7976-R70
	4x10	-	6x11	8x12	40°	89	3 1/2"	●	7516-7989-R70
	4x10	-	6x11	8x12	35°	89	3 1/2"	●	7516-7989-S70
	4x11	-	7x12	8x13	35°	102	4"	●	7516-7902-S70
	4x11	-	3x11, 4x12	8x13	40°	102	4"	●	7516-7902-R70
	4x10	-	3x12, 4x13	8x14	35°	115	4 1/2"	●	7516-7915-S70
	4x10	-	3x12, 4x13	8x14	35°	115	4 1/2"	●	7516-7915-S70
	5x9	-	7x11	10x12	35°	89	3 1/2"	●	7516-7089-S70
	5x10	-	7x12	10x13	35°	96	3 3/4"	●	7516-7096-R70
	5x10	-	8x12	10x13	35°	102	4"	●	7516-7002-S70

**Reaming tools**  
T51 (2")




	Flushing hole, mm		Buttons, mm		Angle	Dimensions D		Pilot diam.	Part No.
	Front no size	Gauge no size	Front no size	Gauge no size		mm	in		
<b>Reaming bit</b>									
	4x9	-	8x14	152	35°	64	6"	-	7516-5652-S48

**Rods**  
T51 (2")


	Dimensions						Part No.
	Bit dia. mm	L mm	ft	in	D mm	in	
<b>MF-rod, T51 – round 52 – T51</b>							
		1,220	4'	-	52	2"	7326-5512C-20
		1,525	5'	-	52	2"	7326-5515C-20
	Flushing hole Ø 21 mm. Female end Ø 71 mm.	1,830	6'	-	52	2"	7326-5518C-20
<b>Guide tube</b>							
	89-102	1,830	6'	-	76	3"	7957-7618-20
							Female end Ø 76 mm.



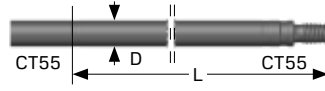
**Bits**  
CT55

	Flushing hole, mm		Buttons, mm		Angle	Dimensions D		Bit classification	Part No.
	Front no size	Gauge no size	Front no size	Gauge no size		mm	in		
<b>Button bit, retrac</b>									
	4x10	-	5x12	8x13	40°	89	3 1/2"	●	7538-4889-R70
	4x10	-	5x12	8x13	35°	89	3 1/2"	●	7538-4889-S70
	3x13	-	9x11	9x13	40°	102	4"	●	7538-4902-R70
	3x13	-	9x11	9x13	35°	102	4"	●	7538-4902-S70
	3x13	-	10x12	9x14	35°	115	4 1/2"	●	7538-4915-S70
	3x14	-	10x13	9x14	35°	127	5"	●	7538-4927-R70
<b>Autobit, retrac</b>									
	4x10	-	6x12	8x13	40°	89	3 1/2"	●	7538-6389-F70








**Reaming tools**  
CT55

	Flushing hole, mm		Buttons, mm		Angle	Dimensions D		Pilot diam.	Part No.
	Front no size	Gauge no size	Front no size	Gauge no size		mm	in		
<b>Button bit, retrac</b>									
	4x9	2x9	8x14	8x14	35°	152	6"	76	7538-5652-S81
	3x16	-	9x16	9x16	35°	204	8"	137	7538-5604-S81

**Tubes**  
CT55


	Dimensions						Part No.
	L		mm	ft	in	D	
	mm	in			mm	in	
<b>Drill tube, CT55 - Round 76 - CT55</b>							
	1,830	6'	-		76	3"	7388-7618-26
Flushing hole Ø 21 mm.							

**Bits**  
ST58 (2 1/4") tube drilling tools

	Flushing hole, mm		Buttons, mm		Angle	Dimensions D		Bit classification	Part No.
	Front no size	Gauge no size	Front no size	Gauge no size		mm	in		
<b>Autobit, regular skirt</b>									
	4x10	-	6x12	8x13	40°	89	3 1/2"	●	7528-6289-F70
<b>Autobit, retrac</b>									
	4x10	-	6x12	8x13	40°	89	3 1/2"	●	7528-6389-F70
<b>XDC, button bit</b>									
	4x10	-	6x12	8x12	35°	89	3 1/2"	●	7528-8489-R70
<b>XDC, button bit, guide retrac</b>									
	4x10	-	6x12	10x12	35°	89	3 1/2"	●	7528-7389-R70
	4x10	-	8x12	10x12	35°	102	4"	●	7528-7302-R70
<b>Button bit, retrac</b>									
	3x14	-	10x12	9x14	35°	115	4 1/2"	●	7528-4915-S70
<b>Retrac bit, heavy duty</b>									
	3x12	-	8x11	9x13	35°	89	3 1/2"	●	7528-8589-S70
	3x12	-	8x11	9x13	35°	89	3 1/2"	●	7528-8589-S81
<b>Button bit, heavy duty</b>									
	3x12	-	8x11	9x13	35°	89	3 1/2"	●	7528-6589-S70

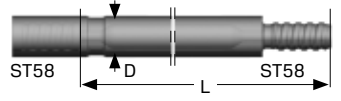
**Reaming tools**

ST58 (2 1/4") tube drilling tools

	Flushing hole, mm		Buttons, mm		Angle	Dimensions D		Pilot diam.	Part No.
	Front no size	Gauge no size	Front no size	Gauge no size		mm	in		
	4x9	-	4x14	8x14	35°	127	5"	76	7528-5627-S81
	4x9	2x9	8x14	8x14	35°	152	6"	76	7528-5652-S81
	3x16	-	9x16	9x16	35°	204	8"	137	7528-5604-S81







**Tubes**

ST58 (2 1/4") tube drilling tools

	Dimensions					Part No.	
	L	mm	ft	in	D		mm
 <p>Flushing hole Ø 18 mm.</p>	1,525	5'	-		76	3"	7378-7615-26
	1,830	6'	-		76	3"	7378-7618-26


**Bits**

ST68 (2 3/4") tube drilling tools

	Flushing hole, mm		Buttons, mm		Angle	Dimensions D		Bit classification	Part No.
	Front no size	Gauge no size	Front no size	Gauge no size		mm	in		
<b>Autobit, regular skirt</b> 	3x13	-	9x12	9x14	40°	102	4"	●	7529-6202-F70
<b>Autobit, retrac</b> 	3x13	-	9x12	9x14	40°	102	4"	●	7529-6302-F70
<b>XDC, button bit</b> 	4x10	-	8x14	10x14	35°	115	4 1/2"	○	7529-8415-R70
<b>XDC, button bit, guide retrac</b> 	4x10	-	8x12	10x12	35°	102	4"	○	7529-7302-R70
	4x10	-	8x14	10x14	35°	115	4 1/2"	○	7529-7315-R65
<b>Collaring bit</b> 	3x18	-	8x16	9x16	35°	152	6"	○	7529-6652-S48
<b>Button bit, heavy duty</b> 	2x15	-	5x14	8x16	35°	102	4"	●	7529-8902-S81

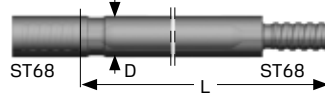
**Reaming tools**

ST68 (2 3/4") tube drilling tools

	Flushing hole, mm		Buttons, mm		Angle	Dimensions D		Pilot diam.	Part No.
	Front no size	Gauge no size	Front no size	Gauge no size		mm	in		
	4x9	-	4x16	8x16	35°	152	6"	95	7529-5652-S81
	3x16	-	9x16	9x16	35°	204	8"	137	7529-5604-S81
	3x16	-	9x16	9x18	35°	254	10"	188	7529-5654-S81

**Tubes**



ST68 (2 3/4") tube drilling tools

	Dimensions					Part No.	
	L	mm	ft	in	D		mm
	1,525	5'	-		87	3 7/16"	7379-8715-26
	1,830	6'	-		87	3 7/16"	7379-8718-26











Flushing hole Ø 30 mm.

**Bits**


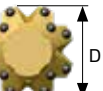

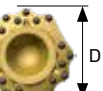
CT67

	Flushing hole, mm		Buttons, mm		Angle	Dimensions D		Bit classification	Part No.
	Front no size	Gauge no size	Front no size	Gauge no size		mm	in		
	3x13	-	9x12	9x14	40°	102	4"	●	7539-6202-F70
	3x13	-	9x12	9x14	35°	102	4"	●	7539-6302-S81
	3x13	-	9x13	9x14	40°	115	4 1/2"	●	7539-6315-F70
	3x13	-	9x11	9x13	35°	102	4"	●	7539-4902-S70
	3x14	-	10x11	9x14	40°	110	4 5/16"	●	7539-4910-R70
	3x14	-	10x12	9x14	35°	115	4 1/2"	●	7539-4915-S70
	3x14	-	10x13	9x16	35°	127	5"	●	7539-4927-S70
	3x16	-	10x12	9x13	40°	127	5"	●	7539-4927-R70
	3x14	-	5x12	8x13	35°	127	5"	●	7539-4927-S55
	3x14	-	5x12	8x13	35°	140	3 1/2"	●	7539-4940-S70
	3x16	-	9x11	9x13	40°	140	5 1/2"	●	7539-4940-R70

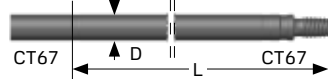
**Bits**  
CT67

	Flushing hole, mm		Buttons, mm		Angle	Dimensions D		Bit classification	Part No.	
	Front no size	Gauge no size	Front no size	Gauge no size		mm	in			
<b>Button bit, retrac</b>										
		5x11	-	9x11	9x13	35°	96	5 1/2"	●	7539-7096-S70
		3x13	-	10x12	9x14	35°	115	3 3/4"	●	7539-8115-S55
		2x14	-	10x13	9x14	40°	96	4 1/2"	○	7539-8796-R70
		2x14	-	10x13	9x14	40°	102	4"	○	7539-8702-R70
<b>Collaring bit</b>										
		3x15	-	12x14	9x16	35°	152	6"	-	7539-1952-S70

**Reaming tools**  
CT67

	Flushing hole, mm		Buttons, mm		Angle	Dimensions D		Pilot diam.	Part No.	
	Front no size	Gauge no size	Front no size	Gauge no size		mm	in			mm
<b>Reaming bit</b>										
		4x9	-	4x16	8x16	35°	152	6"	95	7539-5652-S81
		3x16	-	9x16	9x16	35°	204	8"	137	7539-5604-S81

**Tubes**  
CT67

	Dimensions				D		Part No.
	L	mm	ft	in	mm	in	
<b>Drill tube, CT67 - Round 87 - CT67</b>							
	1,525	5'	-		87	3 7/16"	7389-8715-26
	1,830	6'	-		87	3 7/16"	7389-8718-26
<b>Flushing hole Ø 18 mm.</b>							





# Shank adapters

Every element within the drill string holds significance, yet the shank adapter stands out as particularly critical. It requires precise engineering to effectively transmit impact energy from the rock-drill piston - alongside rotational torque - seamlessly into the drill string, without any loss. Its durability must withstand and transmit up to 6,300 blows per minute from the piston consistently, while maintaining high endurance and reliability.




With this importance in mind, we specialize in manufacturing premium quality shank adapters compatible with most rock drill brands. Additionally, we offer a range of specially developed products not showcased in this catalog. For further information and to acquire the ideal shank adapter to sustain your drilling operations, please explore our website or contact us directly.

Hexagonal shank rods	90
Sandvik	91
Hydrastar / Toyo	100
Epiroc	101
Boart	104
Furukawa	105
Gardner-Denver, Ingersoll-Rand & Klemm	106
Montabert	107



**Shank rods**



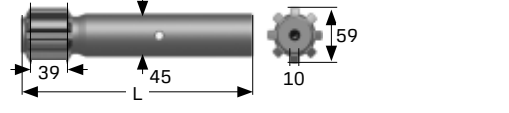
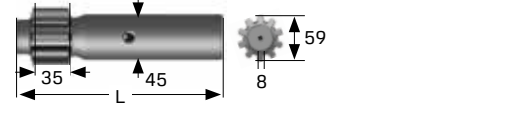

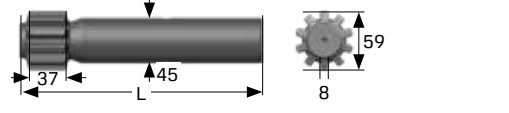


Hexagonal shank rods

	Flushing tube (mm)	Thread	Length (mm)	Part No.
<b>For hexagonal bushing 22 × 108 mm</b>				
	4.5–5.0	R22	255	7801-6103-11
	4.5–5.0	R23	255	7807-6103-11*
	4.5–5.0	R25	255	7802-6103-11
<b>For hexagonal bushing 25 × 108 mm</b>				
	4.5–5.0	R23	255	7807-7103-30*
<b>For hexagonal bushing 25 × 159 mm</b>				
	8	R25	255	7802-7103-21

\* No packing. Not suitable for hydraulic machines with water flushing.

**Shank adapters**





Sandvik

	Application	Thread	Length (mm)	Part No.
<b>HLX 1, RD106</b>				
	TU, BO	R23	235	7807-7570-01
	TU, BO	R25	255	7802-7567-01
	TU, BO	R28	255	7809-7567-01
<b>HL300</b>				
	BE	R32	400	7803-7549-01
<b>HL300S</b>				
	BO, TU	R32F	245	7803-7547-01
<b>RD308, RD314, RD414</b>				
	BO	R32F	205	7803-7663-01
	UG	R32	410	7803-7672-01
	UG	T38	410	7304-7672-01
	BO, TU	R38	349	7804-7660-01
	TU	T38	540	7304-7656-01
<b>RD212</b>				
	BO	R32F	245	7803-7661-01
	BO, TU	R38	349	7804-7660-01
	TU	T38	540	7304-7656-01
	<b>RD315</b>			
	BO	R38	375	7804-7658-01
	TU	T38	555	7304-7657-01

S - For underground drilling

## Shank adapters




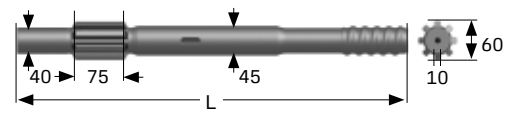


Sandvik

	Application	Thread	Length (mm)	Part No.
<b>HLX5, HLX5T, HFX5T, RDX5</b>				
	TU	R32	500	7803-7585-01
	TU	T38	500	7304-7585-01
	TU	T38	500	7304-7585-34*
	TU	T45	500	7305-7585-01
	TU	R38	500	7804-7585-01
	BE	R32	575	7803-7586-01
	BE	T35	575	7307-7586-01
	BE	T38	575	7304-7586-01
	BE	T45	575	7305-7586-01
<b>HLX5 PE, RDX5 PE</b>				
	TU	T38	575	7304-7664-01
	TU	T45	575	7305-7664-01
<b>RD520 PE, RD525 PE, RD535 PE</b>				
	TU	T35	745	7307-7673-01
	TU	T38	745	7304-7673-01
<b>RD520 PE, RD525 PE, RD535 PE</b>				
	TU	T38	525	7304-7669-01
	TU	T38	525	7304-7669-34*
	TU	T45	525	7305-7669-34*
	TU	T45	525	7305-7669-01
	TU	T38	600	7304-7666-01
	TU	T38	745	7304-7685-01

PE - For power extractor rock drill / \* Golden shank

## Shank adapters

Sandvik

	Application	Thread	Length (mm)	Part No.
<b>HLR438LS, HLR438LS, HL500, HL510, HL538L, HL550S</b>				
	BE	R32	550	7803-7535-02
	BE	T38	550	7304-7535-02
<b>HL500S, HL510S, HL510B, HL510LH</b>				
	PD, TU	R32	460	7803-7531-01
	TU	R38	460	7804-7531-01
	PD, TU	T38	460	7304-7531-01
	TU	R38	500	7804-7536-01
	PD, TU	T38	500	7304-7536-01
<b>HL500, HL510, HL510S, HL550S, HL560S</b>				
	TU	T35	460	7307-7566-01
	TU	R38	500	7804-7554-01
	TU	T38	500	7304-7554-01
	PD, TU	T35	550	7307-7557-01
	BE	R32	550	7803-7557-01
	BE	T38	550	7304-7557-01
BE	T45	550	7305-7557-01	
<b>HL600, HL600S</b>				
	Tubes, BE	T45	600	7305-7532-01
<b>HL650, HL700, HL710, HL800T, HL810T, HF810T, HL820T, HF820T</b>				
	BE	T38	600	7304-7576-01
	BE	T45	600	7305-7576-01
	TU	T38	745	7304-7685-01
<b>HL650, HL700, HL710, HL710 PE, HL710S PE, HL/HF810T, HL/HF820T, HL/HF810T PE, HL/HF820T PE, HL810ST, HL820ST</b>				
	BE	R32	600	7803-7577-02
	BE, PD	T38	600	7304-7577-02
	BE	T45	600	7305-7577-02
	BE	T51	600	7306-7577-03

PE - For power extractor rock drill / S - For underground drilling / T - Drill with stabilizer

**Shank adapters**  
Sandvik

	Application	Thread	Length (mm)	Part No.
<b>RD921, RD921 PE, RD925, RD925 PE</b>				
	PD	T38	600	7304-7711-15
	PD	T45	600	7305-7711-15
	PD	T51	600	7306-7711-15
<b>RD921, RD921 PE, RD921 RP, RD925, RD925 PE, RD925 RP</b>				
	BE	T45	820	7305-7721-15
	BE/RP	T45	820	7305-7721P-15
	BE	T51	820	7306-7721-15
	BE/RP	T51	820	7306-7721P-15
<b>RD925</b>				
	PD	T51	670	7306-7715-15
<b>RD925 PE</b>				
	PE/PD	T51	670	7306-7716-15
	PE/PD	ST58	670	7358-7716-15
<b>RD925 PE TUBE</b>				
	PD	T45	670	7305-7717-15
<b>RD925 TUBE</b>				
	PD	T45	670	7305-7714-15
<b>RD927</b>				
	PD	ST58	670	7328-7718-15
<b>RD925, RD925 RP, RD927, RD927 RP</b>				
	BE	GT60	820	7600-7728-15
	BE	GT60	820	7600-7728P-15
	BE	CT55	820	7348-7728-15
	BE	CT55	820	7348-7728P-15
	BE	CT67	820	7349-7728-15
	BE	CT67	820	7349-7728P-15

PE - For power extractor rock drill / RP - RockPulse

**Shank adapters**  
Sandvik

	Application	Thread	Length (mm)	Part No.
<b>HL1000, HL1000S, HL1010, HL1010S</b>				
	PD	T45	590	7305-6008-01
	BE	T51	670	7306-6010-02
<b>HL1000, HL1010</b>				
	BE	T51	670	7306-6014-02
	BE	GT60	670	7600-6014-02
<b>HL1000 PE, HL1010 PE, HL1060T, HL1060T PE, HL1560T, HL1560T PE</b>				
	BE	T51	760	7306-6025-02
	BE	ST58	760	7358-6025-02
	BE	GT60	760	7600-6025-02
	BE	GT60	760	7600-6025-85
<b>HL1500T</b>				
	BE	GT60	760	7600-6022-03
<b>RD1635FC</b>				
	BE	GT60	760	7600-6025-05
	BE	GT60	760	7600-6025-85

PE - For power extractor rock drill / S - For underground drilling / T - Drill with stabilizer





## Shank adapters

Sandvik

	Application	Thread	Length (mm)	Part No.
<b>HL1560ST</b>				
	PD	ST58	635	7328-6020-01
	PD	ST58	635	7328-6020-34*
	PD	ST68	635	7329-6020-05
	PD	ST68	635	7329-6020-34*
	PD	CT67	635	7349-6020-05
	PD	CT67	635	7349-6020-34*
<b>HL1500ST PE, HL1560ST PE</b>				
	PD	ST58	635	7329-6035-01
	PD	ST68	635	7329-6035-05
	PD	ST68	635	7329-6035-34*
	PD	CT67	635	7349-6035-34*
<b>HL1060T, HL1500T, HL1560T, HF1560T, RD1635CF</b>				
	BE	GT60	760	7600-6025-85
<b>HL1060T, HL1500T, HL1560T, HF1560T, RD1635CF</b>				
	BE	GT60	760	7600-6030-15
	BE	GT60	760	7600-6030-85
<b>HL1060T PE, HL1560T PE, HL1560T PE, RD1635CF PE</b>				
	BE	GT60	760	7600-6032-15
	BE	GT60	760	7600-6032-85
<b>HL1060T, HL1560T, HF1560T, RD1635CF</b>				
	BE	CT67	820	7349-6045-15
<b>HL1060T PE, HL1560T PE, HF1560T RD1</b>				
	BE	CT67	820	7349-6042-15
<b>RD1840C / RP</b>				
	BE	LT90	950	7340-6041-15
	BE/RP	LT90	950	7340-6041P-15

PE - For power extractor rock drill / S - For underground drilling / T - Drill with stabilizer / \* Golden shank





# Next generation corrosion protection with the Golden Shank



With the Golden Shank we introduce a completely unique rust protection that gives 30–100% longer service life, higher productivity, lower overall costs, and less environmental impact.

Shank adapters are very time-consuming to change. They can weigh more than 25 kilos/55 pounds and are often complicated and heavy to handle. That is why a shank's life span is crucial when planning your drilling operation and keeping a deadline.

The Golden Shank help you execute your underground drilling operations in a much more productive and predictable way.

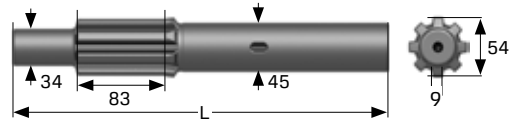


#### Benefits

- Unique corrosion protection on the complete shank adapter
- Less wear and breakages on machine parts
- Significant improvement in service life on thread
- Increased safety and less environmental impact












**Shank adapters**

Hydrastar / Toyo

	Application	Thread	Length (mm)	Part No.
<b>Hydrastar 200</b>				
	TU, BO	R32F	351	7803-4703-01
<b>Hydrastar 200, Hydrastar 300, Hydrastar 350, Hydrastar X2</b>				
	TU	R32	485	7803-3590-03
	TU	R38	485	7804-3590-03
	TU	T38	485	7304-3590-03
<b>Toyo PR 220</b>				
	BE	R32	330	7803-7500-61
	BE	T38	446	7304-7500-60

**Shank adapters**

Epiroc

	Application	Thread	Length (mm)	Part No.
<b>Epiroc COP MD20</b>				
	TU	R38	470	7804-3685-01
	TU	T38	470	7304-3685-01
	TU	T38	470	7304-3685-34*
	TU	T38	560	7304-3687-01
<b>Epiroc COP 1036, COP 1038, COP 1238</b>				
	TU	R32	485	7803-3590-03
	TU	R38	485	7804-3590-03
	TU	T38	485	7304-3590-03
<b>Epiroc COP RR11, COP 1132</b>				
	BO	R32	410	7803-3581-02
	PD	R32	500	7803-3583-02
<b>Epiroc COP RR14, COP 1140, COP 1435</b>				
	BO, TU	R32	410	7803-3704-01
<b>Epiroc COP RR14, COP SC14, COP 1435</b>				
	BO	R32	500	7803-3705-01
<b>Epiroc COP 1440, COP 1550, COP 1638HD+, COP 1838HD+, COP 2238HD+, RD 14U, RD 18U</b>				
	TU	R32	435	7803-3652-01
	TU	R38	435	7804-3652-01
	TU	T38	435	7304-3652-01
	TU	T38	435	7304-3652-34*
	BE, PD	R32	525	7803-3656-02
	BE, PD	T38	525	7304-3656-01
<b>Epiroc COP 1550, COP 1638+, COP 1838+, COP 1838HE+, COP 2238+</b>				
	BE, PD	T38	525	7304-3655-01
	BE, PD	T45	525	7305-3655-01
<b>Epiroc COP 1550 EX, COP 1838 EX</b>				
	BE	T45	730	7305-3826-02

\* Golden shank adapter

**Shank adapters**  
Epiroc

	Application	Thread	Length (mm)	Part No.
<b>Epiroc COP 1838MUX+, COP 1838 HUX+</b>				
	BE, PD	T38	730	7304-3663-01
	BE, PD	T45	730	7305-3663-01
<b>Epiroc COP SC16, COP 1240, COP 1640</b>				
	BE, PD	T35	565	7307-3690-01
<b>Epiroc COP SC16, COP SC19, COP 1240, COP 1640</b>				
	BE, PD	T38	565	7304-3690-02
<b>Epiroc COP SC16, COP SC19, COP SC25-HF, COP 1240, COP 1640, COP 1840, COP 2540</b>				
	BE, PD	T45	565	7305-3690-02
<b>Epiroc COP SC19, COP SC25-HF, COP 1840, COP 2540</b>				
	PE, PD	T51	565	7306-3690-03

**Shank adapters**  
Epiroc


	Application	Thread	Length (mm)	Part No.
<b>Epiroc COP 2160, COP 2560</b>				
	BE	T51	770	7306-3689-01
<b>Epiroc COP 2160EX/2560EX</b>				
	BE	T51	770	7306-3699-01
	BE	GT60	770	7600-3699-01
<b>Epiroc COPSC25-HE, COP 2160, COP 2160+, COP 2560, COP 2560+</b>				
	BE	T45	770	7305-3701-01
	BE	T51	770	7306-3701-01
<b>Epiroc COP SC25X-HE, COP 2160EX, COP 2560EX+</b>				
	BE	T45	770	7305-3700-01
	BE	T51	770	7306-3700-01
<b>Epiroc COP 3060MEX/60</b>				
	BE	GT60	840	7600-3682-01
<b>Epiroc COP 3038</b>				
	S	T45	435	7305-3667-01
<b>Epiroc COP 3038</b>				
	PD	ST58	745	7328-3677-01
	PD	ST58	745	7328-3677-34*
	PD	ST68	745	7329-3677-01
	PD	CT67	745	7349-3677-34*
<b>Epiroc COP 4050ME</b>				
	BE	GT60	700	7600-3712-01
<b>Epiroc COP 4050MUX</b>				
	BE,PD	ST58	835	7328-3720-01
	BE,PD	ST68	835	7329-3720-01

\* Golden shank adapter







**Shank adapters**

Boart

	Application	Thread	Length (mm)	Part No.
<b>Boart HD 125, HD 150, HD 160</b>				
	TU	T38	495	7304-4993-01

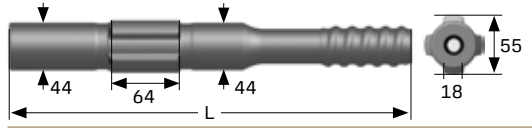

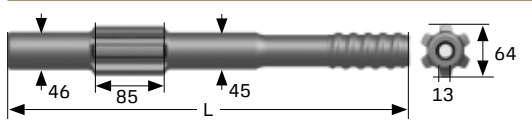

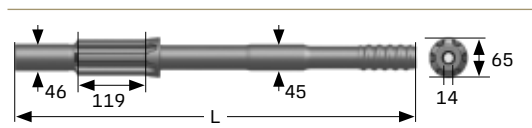
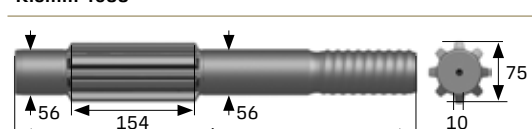
**Shank adapters**

Furukawa

	Application	Flushing hole (mm)	Thread	Length (mm)	Part No.
<b>Furukawa M 120 and PD 200</b>					
	BE	14	T38	380	7304-7543-60
	BE	14	T38	446	7304-7500-60
<b>Furukawa HD 709</b>					
	BE	-	T38	620	7304-7426-01
<b>Furukawa HD 712</b>					
	BE	-	T45	788	7305-7417-01
<b>Furukawa HD 715 RP</b>					
	BE	-	T35	885	7306-7424-01

**Shank adapters**


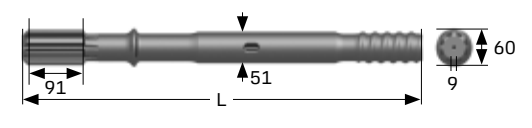
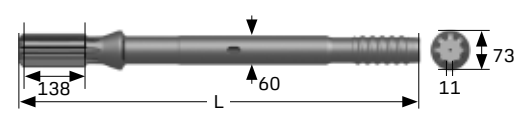
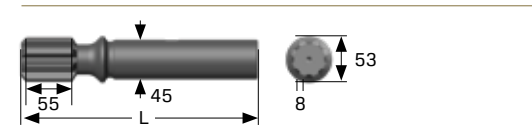


Gardner-Denver, Ingersoll-Rand and Klemm

	Application	Flushing hole (mm)	Thread	Length (mm)	Part No.
<b>Gardner-Denver PR 123</b>					
	TU, BE	14	T38	446	7304-7500-60
	TU, BE	14	T38	380	7304-7543-60
<b>Ingersoll-Rand URD 475, URD 550, VL120, EVL 130, VL140 and F16</b>					
	BE	14	T38	380	7304-7543-60
	BE	14	T38	446	7304-7500-60
<b>Ingersoll-Rand YH 65, YH 80</b>					
	BE	19	T38	495	7304-7525-19
	BE	19	T45	500	7305-7525-19
<b>Ingersoll-Rand YH 80 A</b>					
	BE	19	T45	495	7305-7559-19
<b>Ingersoll-Rand YH 65 RP, YH 70 RP, YH 75 RP, YH 80 RP</b>					
	BE	19	T45	700	7305-7546-19
<b>Klemm 4053</b>					
	BE	-	R55	500	7805-6015 <sup>1)</sup>
	BE	-	R55	500	7805-7015 <sup>2)</sup>

1) LH-Rotation / 2) RH-Rotation

**Shank adapters**

Montabert

	Application	Thread	Length (mm)	Part No.
<b>Montabert HC40</b>				
	BE	R32	447	7803-4725-01
	BE	R38	447	7804-4725-01
	BE	T38	447	7304-4725-01
<b>Montabert HC120R, HC150R, HC155R, HC158R</b>				
	BE	T51	670	7306-7528-02
<b>Montabert HC200A</b>				
	BE	GT60	840	7600-7530-02
<b>Montabert HC40, HC50</b>				
	TU, BO	R32F	270	7803-4765-01
<b>Montabert HC50</b>				
	TU	T38	381	7304-4760-01
<b>Montabert HC95 LM RP, HC95 LH RP</b>				
	TU	T38	503	7304-4750-01

**Shank adapters**

Montabert

	Application	Thread	Length (mm)	Part No.
<b>Montabert HC95 LM, HC95 SA, HC95 LA</b>				
	TU	T38	438	7304-4749-01
	TU	T38	500	7304-4751-01
<b>Montabert HC95 LQ RP</b>				
	BE	T45	518	7305-4761-01
<b>Montabert HC109</b>				
	TU, BE	T38	460	7304-4753-01
	TU, BE	T38	530	7304-4752-01
<b>Montabert HC109 RP, HC110 RP, HC112 RP</b>				
	TU, BE	T38	670	7304-4757-01
	TU, BE	T45	670	7305-4758-01
<b>Montabert HC110 RP, HC112 RP</b>				
	BE, PD	T51	670	7306-4766-01

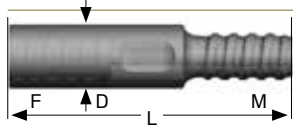
# Auxiliary tools

Auxiliary tools are important for successful drilling applications. That's why we offer premium-grade tools to ensure continuous progress and prevent costly downtime. Our accessories for top hammer drilling tools are straightforward and practical additions. They allow the tool system to be customized to meet various demands across different applications and work environments.

Moreover, our auxiliary tools enhance your system's efficiency, resulting in increased productivity and reliability while reducing operating expenses and minimizing environmental impact.

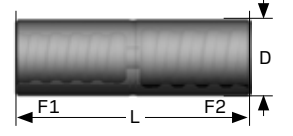
<b>Bit adapters</b>	<b>110</b>
<b>Reduction couplings</b>	<b>110</b>
<b>Dolly pusher</b>	<b>110</b>
<b>Knock-off tools</b>	<b>111</b>
<b>Fishing tools</b>	<b>111</b>
<b>Thread grease</b>	<b>112</b>

## Bit adapters




	Wrench flats		Threads		Dimensions			Part No.
	mm	F (Female)	Male (Male)	L mm	L in	D mm	D in	
	38	R25	R32	173	6 13/16"	45	1 3/4"	7832-3301
	38	R28	R32	230	9 1/16"	40	1 37/64"	7839-3301
	38	R32	R38	225	8 55/64"	45	1 49/64"	7833-4301
	38	R32	T38	225	8 55/64"	45	1 49/64"	7833-4401
	38	T35	T38	250	9 27/32"	48	1 7/8"	7337-4401
	44.5	R38	T38	245	9 21/32"	55	2 5/32"	7834-4401
	44.5	T38	R32	270	10 41/64"	57	2 1/4"	7334-3301
	44.5	T38	T45	285	11 7/32"	57	2 1/4"	7334-5401
	38	T45	T38	265	10 7/16"	63	2 31/64"	7335-4401
	44.5	T45	T51	285	11 7/32"	63	2 31/64"	7335-6401
	44.5	T51	T45	285	11 7/32"	71	2 51/64"	7336-5401

## Reduction couplings





	Threads		Dimensions			Part No.	
	F1	F2	L mm	L in	D mm		D in
	R32	R28	165	6 1/2"	44	1 47/64"	7993-0444
	R32	R25	160	6 1/4"	43	1 11/16"	7993-2443
	R38	R32	170	6 3/4"	55	2 5/32"	7994-3455
	T38	R32	195	7 11/16"	55	2 5/32"	7314-3555
	T38	R38	183	7 9/32"	55	2 5/32"	7314-4455
	T38	T45	180		58	2 9/32"	7314-6258
	T38	T45	180	8 43/64"	61	2 13/32"	7314-6261
	T51	T45	218	8 19/32"	71	2 51/64"	7316-6271

## Dolly pusher

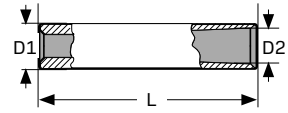
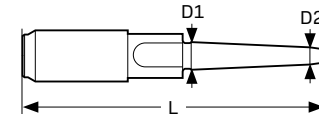


	Connection	Split-set size	D1 mm	D2 mm	L mm	Part No.
	H22x108	33 mm	21	27,5	338	7979-2221
	H22x108	39 mm	26	32,5	318	7979-2226
	T38	39 mm	26	32,5	174	7979-2626
	T38	46 mm	30	36,5	174	7979-2630
	R38	39 mm	26	32,5	174	7979-4526
	R38	46 mm	30	36,5	174	7979-4530
	Sandvik Alpha® 340	46 mm	30	36,5	208	7979-3436

## Knock-off tools

	Part No.
<b>For Hex 22 and Hex 25</b>	
	Pilot rods, type 7922-XXXX-XX
	795-1469
	Hex 22
	795-1467


## Fishing tools

Fishing sleeve	Dimensions			Thread	Part No.	
	D1 mm	D2 in	L mm			
	R32 round/Hex. rods/coupling sleeves	49	47.2	300	R32	795-1604A
	R38 round rods/coupling sleeves	60	-	353	R38	795-1605
	T35 round rods/coupling sleeves	52	50	284	T35	795-1613
	T38 round rods/coupling sleeves/MF-rods	61	58.2	353	T38	795-1607A
	T45 round rods/coupling sleeves	71	67	275	T45	795-1614
	T51 round rods/coupling sleeves/MF-rods	82	78.2	440	T51	795-1609A
	GT60 rods	92	87.5	450	GT60	795-2601
	ST68	102	91	385	ST68	795-1696
<b>Fishing pike</b>						
	R32 rods <sup>1)</sup>	19.4	4	280	R32	795-1606
	T38 rods <sup>2)</sup>	19.4	8	237	T38	795-1676
	T45 rods <sup>2)</sup>	25	8	275	T45	795-1681
	T51 rods <sup>2)</sup>	27	15	285	T51	795-1690
	ST58 tubes	39	21	318	ST58	795-2606
	GT60 rods	50	19.6	500	GT60	795-2604
	ST68 tubes	46	28	318	ST68	795-2605

1) Without flushing hole / 2) With flushing hole



**Thread grease**

	Dimensions			Part No.	
	Diameter (mm)	Length (mm)	Weight (kg)		
<b>For integral drill steels and shank rods</b>					
	Can	215	170	4.5	795-1960
	Can	300	380	18	795-1961
	Tube	53/57	235	0.4	795-1962
	Low temp. Can	300	380	18	795-1963
	Barrel	610	870	240	795-1964
	Barrel	-	-	50	795-1967
	Steel can	300	372	18	795-1969

**Bit diameter wear gauge**

For measuring diameter on drill bits

Measures bit diameter from  
40,6 mm to 53,6 mm in steps of  
0,2mm. Partno: 795-1310



# Bit classification, symbol explanation and code keys

Bit classification – symbol explanation	114
Code key integral drill steels	114
Code key tapered bits	114
Code key tapered rods	115
Code key extension rods	115
Code key MF rods	115
Code key drifter rods	116
Code key shank rods	116
Code key shank adapters	117
Code key drill tubes / guide tubes	117
Code key drifter bits	118
Code key threaded bits	118
Code key couplings	119
Code key bit adapters	119

**Bit classification – symbol explanation**



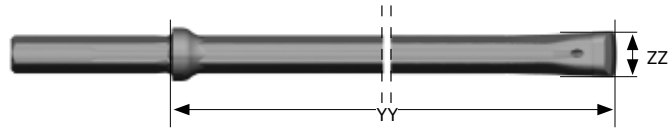
1. These bits are designed to deliver maximum penetration rates. They tend to work best in soft to medium-hard (up to 150 MPa) and non-abrasive rock formations.

3. These bits offer a balance between penetration rate and bit service life. They will drill fast, while still delivering rock tool economy in a wide range of rock conditions.

5. These bits are optimized to provide the best possible rock tool economy through long service life. This is especially true and important in hard and abrasive rock formations (above 20 percent silica).

**Code key Integral drill steels**

7XX – YYZZ – QQ



Main code 7XX	Sub code YYZZ	3rd code group QQ
714 = 22x108 shank, Hex 22 chisel	YY = effective length in dm ZZ = insert diameter in mm	50 = insert height 17 mm 65 = insert height 19 mm

**Code key tapered bits**


7XXX – YYZZ – QQ



Main code 7XX	Sub code YYZZ	3rd code group QQ
7770 = 12 deg Long skirt	YY = 19, 3 gauge buttons	(Q) = B ballistic buttons
7776 = 11 deg	YY = 44/52 Normal, 5 gauge buttons	QQ = 42 CC-grade 442 (inserts)
7788 = 7 deg	YY = 54, 6 gauge buttons	QQ = 49 CC-grade XT49 (buttons)
7795 = 12 deg Short skirt	YY = 64 Normal, 4 gauge buttons	QQ = 70 CC-grade SH70 (buttons)
	YY = 90 Cross bit HD	
	ZZ = Bit diameter in mm	

**Code key tapered rods**

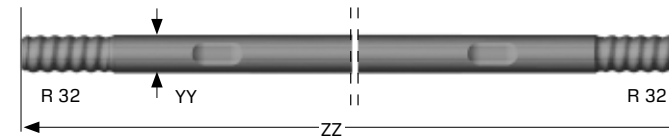
7XXX – YYZZ – QQ



Main code 7XXX	Sub code YYZZ	3rd code group QQ
7870 = 12 deg	YY = 11 HF hardened, Sanbar 20	11 = no packing
7876 = 11 deg	YY = 61 Carburized, Sanbar 64	
7888 = 7 deg		

**Code key extension rods**

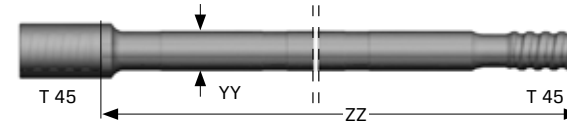
7XXX – YYZZ – QQ



Main code 7XXX	Sub code YYZZ	3rd code group QQ
7852 = R25	YY = 23 Hex 25	20 = Carburized
7853 = R32	YY = 43 Round 39	30 = HF-hardened
7854 = R38		
7324 = T38	YY = 43 Round 39	
7325 = T45	YY = 73 Round 46	
7326 = T51	YY = 53 Round 52	
	ZZ = effective length in dm	

**Code key MF rods**

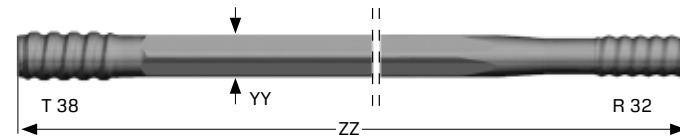
7XXX – YYZZ – QQ



Main code 7XXX	Sub code YYZZ	3rd code group QQ
7853 = R32	YY = 48 Hex 22	
7857 = R23	YY = 51 Round 32	
7324 = T38	YY = 47 Round 39	20 = Carburized
7325 = T45	YY = 77 Round 46	70 = Sandvik Tough
7326 = T51	YY = 55 Round 52	85 = +Range
7327 = T35	YY = 11 Round 60	
7398 = CT55	YY = 53 Round 52	
7399 = CT67	56 = round 56	
7382 = LT90	66 = round 66	
	15 = round 80	
	ZZ = effective length in dm	

**Code key drifter rods**

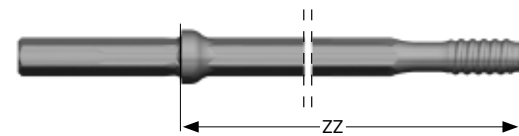
7XXX – YYZZ – QQ



Main code 7XXX	Subcode YY / ZZ = approximate length in dm			3rd code group QQ
	Code	Steel section	Bit thread	
7853 = R32 shank end	24	Hex 25	R25	20 = Carburized
7854 = R38 shank end	30	Hex 28	R25	
7324 = T38 shank end	76	Hex 28	R28	
	87	Hex 32	R28	
	65	MF-drifter Hex 35	R32	
	86	Hex 32	R32	
	96	Hex 35	R32	
	80	Hex 35	α340	
	79	Round 39	α340	
	81	Round 39	α360	
	82	Hex 35	α360	

**Code key shank rods**

7XXX – YYZZ – QQ



Main code 7XXX	Sub code YYZZ	3rd code group QQ
7802 = R25	Shank rods:	Shank rods:
7807 = R23	YY = 61 Hex 22	11 = shank H22×108, no packing
7859 = R28	YY = 71 Hex 25	21 = shank H25×159, no packing
	ZZ = effective length in dm	30 = shank H25×108, no packing

**Code key shank adapters**

7XXX – YYZZ – QQ



Main code 7XXX	Features QQ
7801 = R22	01, 02, 03= Separate flushing
7802 = R25	05 = Improved surface on splines
7803 = R32	12 = Shank for CLS rock drill
7804 = R38	15 = Shank for CLS rock drill with improved surface on splines
7807 = R23	19 = 19mm packing
7859 = R28	23 = 23mm packing
7304 = T38	30 = 10mm packing
7305 = T45	34 = Golden shank
7306 = T51	80 = 16 mm packing
7307 = T35	40 = 11mm packing
7328 = ST58	50 = 12.7mm packing
7329 = ST68	60/61 = 14mm packing
7340 = LT90	80 = 16mm packing
7348 = CT55	P-15 = shank for rock pulse
7349 = CT67	85 = +Range shank
7600 = GT60	


**Code key drill tubes / guide tubes**

7XXX – YYZZ – QQ



Main code 7XXX	Sub code YYZZ	3rd code group QQ
7953 = R32 guide tube	YY = diameter in mm	20, 21 = Carburized
7955 = T38 guide tube	ZZ = approximate length in dm	26 = Carburized drill tube
7956 = T45 guide tube		46 = Carburized drill tube with back-flow valve
7957 = T51 guide tube		70 = Sandvik Tough
7985 = T45 drill tube		80/85 = Plus range
7378 = ST58 drill tube		
7379 = ST68 drill tube		
7998 = CT55 guide tube		
7999 = CT67 guide tube		
7640 = GT60 pilot tube		
7660 = GT60 drill tube		
7388 = CT55 drill tube		
7389 = CT67 drill tube		

### Code key drifter bits 7XXX – YYZZ – QQ




Main code 7XXX	Sub code YYZZ	3rd code group QQ
7732 = R25	YY = 13/14 Cross bit HD	(Q) = S spherical buttons
7733 = R32	YY = 16 Normal bit with 6 gauge buttons	(Q) = R ballistic buttons
7737 = R23	YY = 44 Normal bit 5 gauge buttons	(Q) = C conical buttons
7739 = R28	YY = 52 HD bit 5 gauge buttons	(Q) = F fully ballistic buttons
7580 = α340	YY = 53 Normal bit 6 gauge buttons	QQ = 42 CC-grade 442 (inserts)
7581 = α360	YY = 54 Normal bit 6 gauge buttons	QQ = 48 CC-grade XT48 (buttons)
	YY = 55 Soft rock bit 6 gauge buttons	QQ = 49 CC-grade XT49
	YY = 60 Speedy bit	QQ = 70 CC-grade SH70
	YY = 51 Top center bit	QQ = 81 CC-grade GC81
	ZZ = Bit diameter in mm	

### Code key threaded bits 7XXX – YYZZ – QQ




Main code 7XXX	Sub code YYZZ	3rd code group QQ
7514 = T38	YY = 16 bit 6 gauge buttons	(Q) = S spherical buttons
7515 = T45	YY = 18 bit 8 gauge buttons	(Q) = R ballistic buttons
7516 = T51	YY = 19 bit 9 gauge buttons	(Q) = C conical buttons
7517 = T35	YY = 38 Button bit HD	(Q) = F fully ballistic buttons
7525 = T45 tubes	YY = 46 Retrac bit 6 gauge buttons	QQ = 48 CC-grade XT48 (buttons)
7528 = ST58	YY = 48 Retrac bit 8 gauge buttons	QQ = 49 CC-grade XT49
7529 = ST68	YY = 49 Retrac bit 9 gauge buttons	QQ = 55 CC-grade DP55 (buttons)
7532 = LT90	YY = 55 Soft rock bit normal skirt	QQ = 60 CC-grade (conical buttons)
7538 = CT55	YY = 62 Autobit normal skirt	QQ = 70 CC-grade SH70
7539 = CT67	YY = 63 Autobit retrac skirt	QQ = 81 CC-grade GC81
7620 = GT60	YY = 65 Heavy duty normal skirt	
	YY = 70 Heavy duty normal skirt	
	YY = 75 Soft rock bit retrac skirt	
	YY = 79 Drop center bit retrac	
	YY = 85 Heavy duty retrac skirt	
	ZZ = Bit diameter in mm	

### Code key couplings 7XXX – YYZZ



Main code 7XXX	Sub code YYZZ
7992 = R25	YY = 04 R28 adapter thread
7993 = R32	YY = 20 Tough hardened, same thread both ends, no middlestop
7994 = R38	YY = 24 R25 adapter thread
7314 = T38	YY = 33 Tough hardened, same thread both ends, with middlestop
7315 = T45	YY = 34 R32 adapter thread
7316 = T51	YY = 36 Carburized, same thread both ends, with middlestop
7317 = T35	YY = 44 R38 adapter thread
	YY = 41 T38 adapter thread
	YY = 62 T45 adapter thread
	YY = 35 R32 adapter thread, full bridge
	ZZ = Outer diameter in mm

### Code key bit adapters 7XXX – YY01



Main code 7XXX	Sub code YY
7832 = R25 internal thread	YY = 33 R32 external thread
7833 = R32 internal thread	YY = 43 R38 external thread
7834 = R38 internal thread	YY = 44 T38 external thread
7837 = R23 internal thread	YY = 54 T45 external thread
7839 = R28 internal thread	YY = 64 T51 external thread
7334 = T38 internal thread	
7335 = T45 internal thread	
7336 = T51 internal thread	
7337 = T35 internal thread	



# Grinding equipment

Our range of grinders comprises high-quality machines, grinding wheels, and cups meticulously designed and manufactured to enhance safety, productivity, and ultimately, profitability. Tailored to seamlessly integrate with Top hammer, DTH, integral steels, and cross and X-bits, each product guarantees optimal performance.

Understanding that every customer faces unique challenges, we offer versatile products suitable for all scenarios. Whether grinding directly at drill rigs or in workshops for high-volume production, our offerings cater to your diverse needs. Additionally, we provide spare parts and comprehensive support that ensures safe and successful mining and construction operations.

Grinding machine RG600Pro	122
RG100H Integral steel grinder	123
RG100P Integral steel grinder	124
Grinding wheels	125
Grinding cups	127
Grinding accessories	129



# Grinding machine

RG600Pro



Specification	
Electrical specifications	220/240 v, 50/60 Hz, single phase, 10 amps
Working air pressure	7-8 bar (100-115 psi)
Air consumption	<0.03 m <sup>3</sup> /min (<1 cfm)
Water / coolant	1.6 l/min (0.42 g/min), max
Weight exclusive packaging	365 kg (805 lbs.)
Weight inclusive packaging	415 kg (915 lbs.)
Grinding dimensions	1,195 x 1,298 x 2095 mm (47" x 51" x 82")
Transport dimensions	1,490 x 1,340 x 1,410 mm (54.6" x 52.7" x 55.5")
Sound level	76 dB(A) nominal
Capacity TH bit skirt diameter	Max 170 mm (6 11/16")
Capacity DTH bit shank diameter	Max 170 mm (6 11/16")
Optional accessories included	Water recycling unit and Dust exhaust unit
RFID grinding cups	Excluded

## Grinding applications

A highly efficient plug-and-go precision grinder with safe, user-friendly and operator ergonomic features. Includes multiple bit-loading, adapted bit size programming, Wi-Fi enabled scanning and tracking, as well as access to digital dashboards.

Intended for all top hammer button bits with skirt diameter up to Ø 170 mm, and down the hole bits with shank diameter up to Ø 170 mm.

## Part. no for machines


Stationary and semi-automatic grinder 203-0018-00

## Accessories included in machine delivery

Integrated water recirculating unit  
Power vent system

# Integral steel grinder

RG100H



## Grinding applications

Mobile, lightweight, hydraulic grinder. Intended for frontal and gauge grinding of chisel integral steels.

## Part. no for machines

Complete grinder, hydraulic powered 796-5330

## Accessories (included in machine delivery)

Grinding wheel for dry grinding 797-1227-15  
Protective goggles 797-5771  
T-hexagon wrench 797-5766-06

## Accessories (optional)

Grinding wheel (dry grinding) 797-1227-15  
Grinding wheel (wet grinding) 797-1227-10  
Kit for grinding plug hole drill steels 797-5489-50  
Mounting bracket (for drill rig) 797-5330-91  
Support for integral steels 797-5330-92  
Grinding template for chisel bit 795-1343  
Grinding template for plug hole steels 795-1336

## Grinding wheel dimensions

D = 127 mm  
W = 63 mm  
d = 32 mm  
D1 = 80 mm

## Technical data

Hydraulic pressure	Max 200 bar/Min. 140 bar
Oil flow consumption	12 l/min
Air pressure	Max 8 bar
Air consumption	5-10 l/sec
Rated power (motor)	4 kW
Idling speed	3,700 RPM
Hose connections:	
Hydraulic, hydraulic hose	R 3/8" female thread
Air, air hose	9.5 mm (3/8")
Water, water hose	9.5 mm (3/8")
Dimensions: H x W x D	600 x 550 x 350 mm
Grinding wheel dimensions	127 x 63 x 32 mm
Weight inclusive of grinding wheel	17.5 kg
Cutting-edge radius	80 mm
Cutting-edge angle	110°



# Integral steel grinder

## RG100P



### Grinding applications

Mobile, lightweight, pneumatic grinder. Intended for frontal and gauge grinding of chisel integral steels.

### Part. no for machines

Grinder, air powered 796-5300

### Accessories (included in machine delivery)

Grinding wheel for dry grinding 797-1227-15  
 Protective goggles 797-5771  
 T-hexagon wrench 797-5766-06  
 Support bracket 797-5289

### Accessories (optional)

Grinding wheel (dry grinding) 797-1227-15  
 Grinding wheel (wet grinding) 797-1227-10  
 Kit for grinding plug hole drill steels 797-5489-50  
 Mounting bracket (for drill rig) 797-5330-91  
 Support for integral steels 797-5330-92  
 Grinding template for chisel bit 795-1343  
 Grinding template for plug hole steels 795-1336

### Grinding wheel dimensions

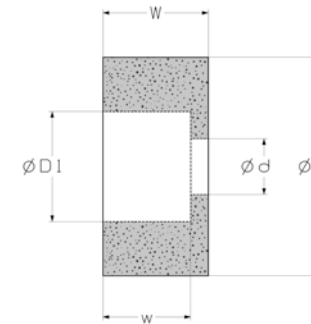
D = 127 mm  
 W = 63 mm  
 d = 32 mm  
 D1 = 80 mm  
 w = 50 mm

### Technical data

Air pressure	Max 8 bar/min 6 bar
Air consumption	40 – 60 l/sec
Rated power (motor)	1.7 kW
Idling speed	4,900 RPM
Hose connections:	
Air, air hose	12.5 mm (1/2")
Air or water hose for cooling	9.5 mm (3/8")
Dimensions: H×W×D	660×550×350 mm
Grinding wheel dimensions	127×63×32 mm
Weight inclusive of grinding wheel	18.5 kg
Cutting-edge radius	80 mm
Cutting-edge angle	110°

# Grinding wheels

Grinding wheels for RG100P, RG100H, RG120P and RG120E



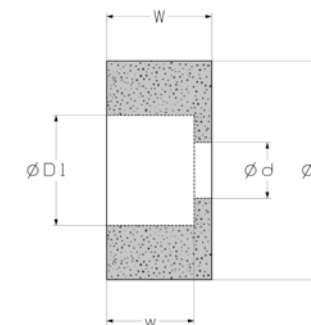
### Grinding wheel for RG100

D	W	d	D1	w	Comment	Part.no
127	63	32	80	50	dry or wet grinding	797-1227-15
127	63	32	80	50	wet grinding	797-1227-10

### Grinding wheel for RG120

D	W	d	D1	w	Comment	Part.no
150	83	63.5	100	64	wet grinding	797-1252-10

### Grinding wheels for Secoroc: Junior and Senior Atlas Copco: Teroc 1500/1501

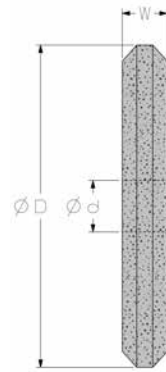


### Secoroc: Junior and Senior, Atlas Copco: Teroc 1500/1501

D	W	d	D1	w	Comment	Part.no
200	102	32	150	80	wet grinding	797-1250-10

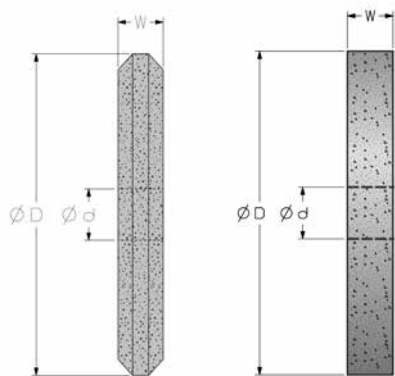
# Grinding wheels

## Grinding wheels for RG300, RG320, RG340 and RG360



Bit insert angle	Bit Ø, mm	Wheel angle	D	W	d	Comment	Part.no
90°, Cross bits	33–35	132°	300	23	32	wet grinding	797-1190-23
90°, Cross bits	43–45	132°	300	29	32	wet grinding	797-1190-29
90°, Cross bits	48–51	132°	300	32	32	wet grinding	797-1190-32

## Grinding wheels for RG140



Bit insert angle	Bit Ø, mm	Wheel angle	D	W	d	Comment	Part.no
90°, Cross bits	33–39	132°	200	25	32	dry grinding	797-1101-25
90°, Cross bits	33–43	132°	200	28	32	dry grinding	797-1185-28
Straight wheel for gauge grinding			200	32	32	dry grinding	797-1101-32

# Grinding cups

## RFID grinding cups for RG600Pro

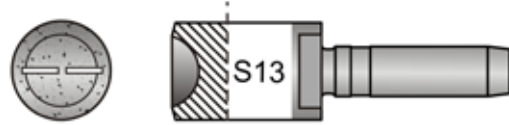
Super spherical grinding cups	Part. no	Semi ballistic grinding cups	Part. no
6 mm	SAN06SS	6 mm	SAN06SB
7 mm	SAN07SS	7 mm	SAN07SB
8 mm	SAN08SS	8 mm	SAN08SB
9 mm	SAN09SS	9 mm	SAN09SB
10 mm	SAN10SS	10 mm	SAN10SB
11 mm	SAN11SS	11 mm	SAN11SB
12 mm	SAN12SS	12 mm	SAN12SB
13 mm	SAN13SS	13 mm	SAN13SB
14 mm	SAN14SS	14 mm	SAN14SB
15 mm	SAN15SS	15 mm	SAN15SB
16 mm	SAN16SS	16 mm	SAN16SB
17 mm	SAN17SS	17 mm	SAN17SB
18 mm	SAN18SS	18 mm	SAN18SB
19 mm	SAN19SS	19 mm	SAN19SB
20 mm	SAN20SS	20 mm	SAN20SB
22 mm	SAN22SS	22 mm	SAN22SB
26 mm	SAN26SS	26 mm	SAN26SB

# Grinding cups

Grinding cups for RG400, RG410, RG420, RG440, RG460 and RG470 grinders

## Sancup Super (S)

Grinding cups for redressing spherical (and superspherical) buttons. Shank Ø 9 mm.



\* = straight water flushing slots



\*\* = three water flushing slots

## Sancup Super (B)

Grinding cups for redressing semi ballistic buttons. Shank Ø 9 mm.



\* = straight water flushing slots



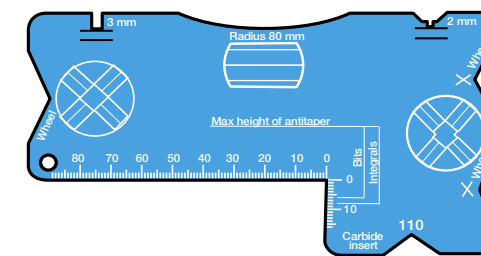
\*\* = three water flushing slots

For button size	Part. No
7 mm	797-5120-07*
8 mm	797-5120-08*
9 mm	797-5120-09*
10 mm	797-5120-10*
11 mm	797-5120-11*
12 mm	797-5120-12**
13 mm	797-5120-13**
14 mm	797-5120-14**
15 mm	797-5120-15**
16 mm	797-5120-16**
18 mm	797-5120-18**
19 mm	797-5120-19**
20 mm	797-5120-20**
22 mm	797-5120-22**

For button size	Part. No
7 mm	797-5121-07*
8 mm	797-5121-08*
9 mm	797-5121-09*
10 mm	797-5121-10*
11 mm	797-5121-11**
12 mm	797-5121-12**
13 mm	797-5121-13**
14 mm	797-5121-14**
16 mm	797-5121-16**
18 mm	797-5121-18**
19 mm	797-5121-19**
22 mm	797-5121-22**

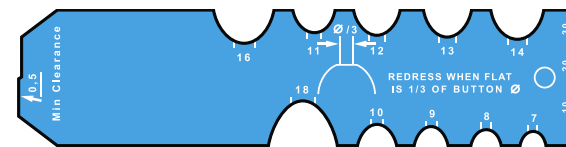
# Grinding accessories

## Grinding templates



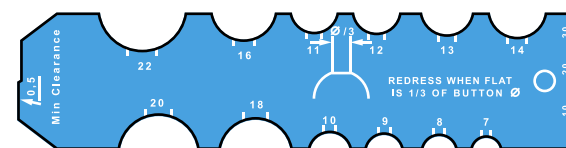
Grinding template for integrals steels / Grinding template for cross and X-bits with diameter up to 115 mm.

Description	Part. No
Grinding template	795-1343



Grinding template for spherical buttons.

Description	Part. No
Grinding template, spherical buttons	795-1397
Grinding template, semi ballistic buttons	795-1398



Grinding template for semi ballistic buttons.



# Numerical index with weight table

Sandvik Mining and Rock Solutions reserves the right to update and change the information in this weight table without prior notification to users.



Item code	Item description	Weight (kg)
5770-5233-B49	TAPERED BUTTON BIT 33MM 12D XT49	0,3
5770-5433A-B49	TAPERED BUTTON BIT 33MM 12DEG XT49	0,3
5770-5433C-B49	TAPERED BUTTON BIT 33MM 12DEG XT49	0,3
5776-4438F-B49	TAPERED BUTTON BIT 38MM 11 DEG	0,3
714-0434-65	INTEGRAL STEEL H22 34MM L=400MM	1,7
714-0834-65	INTEGRAL STEEL H22 34MM L=800MM	2,9
714-0840-65	INTEGRAL STEEL H22 40MM L=800MM	2,9
714-1234-65	INTEGRAL STEEL H22 34MM L=1200MM	4,1
714-1240-65	INTEGRAL STEEL H22 40MM L=1200MM	4,2
714-1628-50	INTEGRAL STEEL H22 28MM L=1600MM	5,3
714-1633-65	INTEGRAL STEEL H22 33MM L=1600MM	5,3
714-1639-65	INTEGRAL STEEL H22 39MM L=1600MM	5,4
714-1833-65	INTEGRAL STEEL H22 33MM L=1800MM	5,9
714-1839-65	INTEGRAL STEEL H22 39MM L=1800MM	6,0
714-2432-65	INTEGRAL STEEL H22 32MM L=2400MM	7,7
714-2438-65	INTEGRAL STEEL H22 38MM L=2400MM	7,8
714-3231	INTEGRAL STEEL H22 31MM L=3200MM	10,2
714-3237-65	INTEGRAL STEEL H22 37MM L=3200MM	10,2
714-4030	INTEGRAL STEEL H22 30MM L=4000MM	12,6
714-4036-65	INTEGRAL STEEL H22 36MM L=4000MM	12,6
714-4829	INTEGRAL STEEL H22 29MM L=4800MM	15,0
714-5628-50	INTEGRAL STEEL H22 28MM L=5600MM	17,4
714-6427-50	INTEGRAL STEEL H22 27MM L=6400MM	19,9
7304-3550-01	SHANK T38 COP1038HB/HL/1238 D45	5,5
7304-3590-03	SHANK T38 COP10/1238HD H200 D38 L4	4,1
7304-3593-01	SHANK T38 COP1038HL/1238 D38 L575	4,7
7304-3652-01	SHANKT38 COP1440/1638/1838/2238	3,8
7304-3652-34	SHANK T38 COP1838 D38 L435	3,9
7304-3655-01	SHANK T38 COP1550/1838 ME D52 L525	6,3
7304-3656-01	SHANK T38 COP1440/1638/1838/2238	4,5
7304-3663-01	SHANK T38 COP 1838MUX/HUX L730 D52	9,7
7304-3674-01	SHANK T38 COP3038 D45 L435	4,7

Item code	Item description	Weight (kg)
7304-3685-01	SHANK T38 COP MD20 D38 L470	4,4
7304-3686-34	SHANK T38 COP MD20 D38 L470	4,4
7304-3690-02	SHANK T38 COP1850/1840/1240/1640	6,7
7304-4720-01	SHANK T38 HC80/90/105 D38 L440	3,9
7304-4725-01	SHANK T38 HC40/HC50 D38 L447	3,6
7304-4735-01	SHANK T38 HC110 D45 L420	4,7
7304-4750-01	SHANK T38 HC95RP D45 L503	6,0
7304-4752-01	SHANK T38 HC109 D45 L530	5,7
7304-4757-01	SHANK T38 HC109/HC110/HC112 RP	7,3
7304-4762-01	SHANK T38 HC50 D38 L381	3,2
7304-4770-05	SHANK T38 HC110 D45 L413	4,7
7304-4993-01	SHANK T38 HD125, HD150 D45 L495	5,5
7304-7426-01	SHANK T38 HD709 D45 L620	6,4
7304-7500-60	SHANK T38 PR123,URD475/550 D44L446	4,1
7304-7525-19	SHANK T38 YH65/70/75/80 D45 L495	5,2
7304-7531-01	SHANK T38 HL500S/510S/B/LH D38L460	4,1
7304-7535-02	SHANK T38 HL500/510 D38 L550	4,7
7304-7543-60	SHANK T38 PR123 URD475/550 D44 L3	3,7
7304-7554-01	SHANK T38 HL550/560/510T/S D45 L50	5,3
7304-7557-01	SHANK T38 HL500/510/510 D45 L550	5,6
7304-7566-01	SHANK T38 HL500/510 D=45 L=460	5,3
7304-7576-01	SHANK T38 HL700/700/650 D45 L600	6,9
7304-7577-02	SHANK T38 HL700/S/LH/PE/650	8,4
7304-7585-01	SHANK T38 HLX5/T D45 L500	5,3
7304-7586-01	SHANK T38 HLX5/T D45 L575	5,8
7304-7656-01	SHANK T38 RD212 D38 L540	4,3
7304-7657-01	SHANK T38 RD315 D38 L555	4,8
7304-7664-01	SHANK T38 HLX5/T PE D45 L575	6,2
7304-7666-01	SHANK T38 RD520/525/535 D45 L600	6,1
7304-7668-01	SHANK T38 HLX5 D45 L720	7,2
7304-7669-01	SHANK T38 RD520/525 D45 L525	5,7
7304-7669-34	SHANK T38 RD520/525 D45 L525	5,7
7304-7672-01	SHANK T38 RD308/314/315/414D38L410	3,5
7304-7673-01	SHANK T38 RD520/525PE D45 L745	7,9
7304-7685-01	SHANK T38 RD520/525/535 D45 L745	7,6
7304-7711-15	SHANK T38 RD900-PE D52 L600	8,6
7305-3593-01	SHANK T45 COP1038HL/1238 D45 L575	5,8
7305-3655-01	SHANK T45 COP1550/1838 ME D52 L525	6,5
7305-3663-01	SHANK T45 COP1838 MUX/HUX D52 L73	10,0
7305-3667-01	SHANK T45 COP3038 D45 L435	4,6
7305-3690-02	SHANK T45 COP1840 D52 L565	7,0
7305-3826-02	SHANK T45 COP1838 MEX/HEX D60 L730	10,3
7305-3891-02	SHANK T45 COP1840/2550/1640/2150EX	10,8

Item code	Item description	Weight (kg)
7305-6008-01	SHANK T45 HL1000S D52 L590	9,3
7305-7417-01	SHANK T45 HD712 D51 L788	9,6
7305-7437-01	SHANK T45 HD822 D51 L790	9,6
7305-7525-19	SHANK T45 YH65/70/75/80 D45 L500	5,5
7305-7532-01	SHANK T45 HL600/600S D45 L600	6,5
7305-7546-19	SHANK T45 YH65/70/75/80RP D45 L700	8,0
7305-7557-01	SHANK T45 HL500/510/510 D45 L550	5,9
7305-7559-19	SHANK T45 YH80A D50.9 L495	5,9
7305-7576-01	SHANK T45 HL700/700/650 D45 L600	7,4
7305-7577-02	SHANK T45 HL650/700/710/800	8,5
7305-7585-01	SHANK T45 HLX5/T D45 L500	5,6
7305-7586-01	SHANK T45 HLX5/T D45 L575	5,0
7305-7669-01	SHANK T45 RD520/525 D45 L525	6,0
7305-7711-15	SHANK T45 RD900/RD900PE D52 L600	9,0
7305-7714-15	SHANK T45 RD900 TUBE D65 L670	13,1
7305-7717-15	SHANK T45 RD900-PE TUBE D65 L670	14,4
7305-7721-15	SHANK T45 RD900/RD900PE D52 L820	10,7
7305-7721P-15	SHANK T45 RD900/RD900PE D52 L820	10,7
7306-3689-01	SHANK T51 COP2160/2560 D60 L770	11,7
7306-3690-03	SHANK T51 COP1840/1850 D52 L565	7,3
7306-3699-01	SHANK T51 COP2160EX/2560EX D63L770	13,5
7306-3700-01	SHANK T51 COP2560EX+ D63 L770	13,4
7306-4766-01	SHANK T51 HC110/HC112RP D51 L670	9,1
7306-4772-01	SHANK T51 HC170 D60 L807	15,2
7306-4885-02	SHANK T51 HPR2 D51 L916	13,7
7306-6010-02	SHANK T51 HL1000 D52 L670	10,3
7306-6014-02	SHANK T51 HL1000/1010 D60 L670	12,1
7306-6025-02	SHANK T51 HL1000/1500PE D65 L760	15,8
7306-7424-01	T51 SHANK HD715RP 8SPL D58 L885	15,7
7306-7436-01	SHANK T51 HD828 D58 L790	12,2
7306-7528-02	SHANK T51 HC80R/120R/150R D51 L670	9,0
7306-7577-03	SHANK T51 HL700/S/LH/PE/650	8,9
7306-7711-15	SHANK T51 RD900/RD900PE D52 L600	9,2
7306-7711P-15	SHANK T51 RD900-PE D52 L600 ROCKP	9,2
7306-7712-15	SHANK T51 RD900/RD900PE D52 L670	9,8
7306-7715-15	SHANK T51 RD900 D65 L670	12,3
7306-7715P-15	SHANK T51M RD900-65 ROCKP D65 L670	12,5
7306-7716-15	SHANK T51 RD900-PE D65 L670	13,7
7306-7716P-15	SHANK T51 RD900-PE D65 L670 ROCKP	14,5
7306-7721-15	SHANK T51 RD900/RD900PE D52 L820	11,4
7306-7721P-15	SHANK T51 RD900/RD900PE D52 L820	11,4
7306-7728-15	SHANK T51 RD900 D70 L820	17,0
7307-3663-01	SHANK T35 COP1838 MUX/HUX	9,4

Item code	Item description	Weight (kg)
7307-7531-01	SHANK T35 HL500S/510S/B/LH D38L460	4,1
7307-7566-01	SHANK T35 HL550/560/510T/S	5,0
7307-7586-01	SHANK T35 HLX5/T D45 L575	5,6
7307-7672-01	SHANK T35 RD308/314/414 D38 L410	4,5
7307-7673-01	SHANK T35 RD520/525PE D45 L745	7,7
7314-3155	COUPLING SLEEVE T38	2,0
7314-3355	COUPLING SLEEVE T38	1,9
7314-3555	COUPLING T38/R32	2,3
7314-3652	COUPLING SLEEVE T38	1,6
7314-4455	COUPLING SLEEVE T38/R38	1,9
7314-6258	COUPLING SLEEVE T45/T38	2,0
7314-6261	COUPLING SLEEVE T45/T38	2,4
7314-7155	COUPLING SLEEVE T38	2,3
7314-8052	COUPLING SLEEVE T38/A340	1,8
7315-3563	T45-R32 COUPLING	3,3
7315-3663	COUPLING T45	2,8
7316-3671	COUPLING T51	3,7
7316-3676	COUPLING SLEEVE T51	4,6
7316-6271	COUPLING SLEEVE T51/T45	4,0
7324-0761M-20	GUIDE MF ROD GT38 R46 T38 L=6135	64,3
7324-4309C-30	EXTENSION ROD T38 R39 L=915MM	7,0
7324-4331C-30	EXTENSION ROD T38 R39 L=3050MM	24,4
7324-4337C-30	EXTENSION ROD T38 R39 L=3660MM	29,0
7324-4709C-20	MF ROD T38 R39 L=915MM	8,0
7324-4712C-20	MF ROD T38 R39 L=1220MM	10,4
7324-4715C-20	MF ROD T38 R39 L=1525MM	12,8
7324-4718C-20	MF ROD T38 R39 L=1830MM	15,3
7324-4724C-20	MF ROD T38 R39 L=2435MM	20,1
7324-4724M-20	MF ROD GT38 R39 L=2435MM	20,2
7324-4731-85	MF ROD T38 L=3050MM	25,1
7324-4731M-20	MF ROD GT38 R39 L=3050MM	25,0
7324-4737-85	MF ROD T38 L=3660MM	29,9
7324-4743-85	MF ROD T38 L=4265MM	34,8
7324-4749-85	MF ROD T38 L=4875 MM	39,6
7324-6537-20	DRIFTER ROD T38 H35 R32 L=3700MM	29,3
7324-6543-20	DRIFTER ROD T38 H35 R32 L=4305MM	34,0
7324-7949-20	DRIFTER ROD T38 R39 A340 L=4915MM	40,9
7324-7955-20	DRIFTER ROD T38 R39 A340 L=5525MM	46,1
7324-7964-20	DRIFTER ROD T38 R39 A340 L=6440MM	53,8
7324-8024-20	DRIFTER ROD T38 H35 A340 L=2475MM	18,7
7324-8031-20	DRIFTER ROD T38 H35 A340 L=3090MM	23,4
7324-8037-20	DRIFTER ROD T38 H35 A340 L=3700MM	28,1
7324-8043-20	DRIFTER ROD T38 H35 A340 L=4305MM	32,8

Item code	Item description	Weight (kg)
7324-8049-20	DRIFTER ROD T38 H35 A340 L=4915MM	37,4
7324-8055-20	DRIFTER ROD T38 H35 A340 L=5525MM	40,0
7324-8149-20	DRIFTER ROD T38 R39 A360 L=4915	39,2
7324-8155-20	DRIFTER ROD T38 R39 A360 L=5525	44,1
7324-8161-20	DRIFTER ROD T38 R39 A360 L=6135	49,1
7324-8243-20	DRIFTER ROD T38 H35 A360 L=4305	32,8
7324-8249-20	DRIFTER ROD T38 H35 A360 L=4915	37,5
7324-8255-20	DRIFTER ROD T38 H35 A360 L=5525	42,2
7324-8631-20	DRIFTER ROD T38 H32 R32 L=3090MM	19,6
7324-8637-20	DRIFTER ROD T38 H32 R32 L=3700MM	23,5
7324-8643-20	DRIFTER ROD T38 H32 R32 L=4305MM	27,3
7324-9624-20	DRIFTER ROD T38 H35 R32 L=2475MM	19,0
7324-9631-20	DRIFTER ROD T38 H35 R32 L=3090MM	24,0
7324-9637-20	DRIFTER ROD T38 H35 R32 L=3700MM	28,7
7324-9643-20	DRIFTER ROD T38 H35 R32 L=4305MM	34,0
7324-9649-20	DRIFTER ROD T38 H35 R32 L=4915MM	38,2
7324-9655-20	DRIFTER ROD T38 H35 R32 L=5525MM	43,0
7324-9661-20	DRIFTER ROD T38 H35 R32 L=6135MM	47,8
7325-0637C-20	MF ROD T45 R52 L=3660MM	52,0
7325-0643C-20	MF ROD T45 R52 L=4265MM	60,5
7325-7331C-30	EXTENSION ROD T45 R46 L=3050MM	33,2
7325-7337C-30	EXTENSION ROD T45 R46 L=3660MM	40,0
7325-7343C-30	EXTENSION ROD T45 R46 L=4265MM	46,7
7325-7712C-20	MF ROD T45 R46 L=1220MM	15,1
7325-7715C-20	MF ROD T45 R46 L=1525MM	18,6
7325-7718C-20	MF ROD T45 R46 L=1830MM	21,0
7325-7731-85	MF ROD T45 R46 MTL L=3050MM	36,3
7325-7737-85	MF ROD T45 R46 MTL L=3660MM	42,6
7325-7743-85	MF ROD T45 R46 MTL L=4265MM	50,4
7325-7749-85	MF ROD T45 R46 MTL L=4875MM	57,4
7325-7761-85	MF ROD T45 R46 MTL L=6095MM	71,5
7326-5337C-30	EXTENSION ROD T51 R52 L=3660MM	50,0
7326-5343C-30	EXTENSION ROD T51 R52 L=4265MM	58,0
7326-5361C-30	EXTENSION ROD T51 R52 L=6095MM	83,9
7326-5512C-20	MF ROD T51 R52 L=1220MM	18,3
7326-5515C-20	MF ROD T51 R52 L=1525MM	22,5
7326-5518C-20	MF ROD T51 R52 L=1830MM	27,0
7326-5537-85	MF ROD T51 R52 MTL L=3660MM	52,2
7326-5543-85	MF ROD T51 R52 MTL L=4265MM	52,2
7326-5555-85	MF ROD T51 R52 MTL L=5485MM	77,7
7326-5561-85	MF ROD T51 R52 MTL L=6095MM	87,0
7327-4715-20	MF ROD T35-R39-T35 L1525 MM	12,2
7327-4718-20	MF ROD T35 R39 L=1830MM	14,6

Item code	Item description	Weight (kg)
7327-4737-20	MF ROD T35 R39 L=3660MM	29,2
7328-3677-24	SHANK ST58 COP3060MUX D90 L745	24,0
7328-3677-34	SHANK ST58 COP3060MUX D90 L745	24,0
7328-3720-01	SHANK ST58 COP4050 MUX D90 L835	26,5
7328-6020-01	SHANK ST58 HL1500/LH/S D80 L635	17,8
7328-6020-34	SHANK ST58 HL1560ST D80 L633	17,6
7328-6035-01	SHANK ST58 HL1000/1500/S/PE	22,4
7328-7718-15	SHANK ST58 RD900 D70 L670	14,0
7328-7727-15	SHANK ST58 RD900 PE D77 L670	18,1
7329-6009-02	SHANK ST68 HL1000/S D80 L640	17,0
7329-6020-05	SHANK ST68 HL1500/S/LH D80 L635	18,5
7329-6020-34	SHANK ST68 HL1560ST D80 L635	18,2
7329-6035-05	SHANK ST68 HL1000/1500S D90 L635	22,4
7329-6035-34	SHANK ST68 HL1560ST PE D90 L635	22,9
7334-3301	BIT ADAPTER T38F/R32M	2,6
7334-4405-64	GUIDE ADAPTER T38 64 MM	2,8
7334-4405-76	GUIDE ADAPTER T38 76 MM	3,3
7334-5401	BIT ADAPTER T38F/T45M	3,4
7335-4401	BIT ADAPTER T45F/T38M	2,9
7335-5405-76	GUIDE ADAPTER T45 76 MM	4,0
7335-5405-89	GUIDE ADAPTER T45 89 MM	4,4
7335-6401	BIT ADAPTER T45F/T51M	3,7
7336-5401	BIT ADAPTER T51F/T45M	3,8
7336-6405-102	GUIDE ADAPTER T51 102MM	6,3
7336-6405-115	GUIDE ADAPTER T51 115MM	7,4
7336-6405-89	GUIDE ADAPTER T51 89MM	5,4
7337-4401	BIT ADAPTER T35F/T38M	1,9
7338-6801	BIT ADAPTER ST58F/ST68M	7,0
7340-6041-15	SHANK LT90 RD1840C D80 L950	28,1
7348-6035-34	SHANK CT55 HL1560ST D90 L635	22,2
7348-7728-15	SHANK CT55 RD900 D70 L820	16,3
7348-7728P-15	SHANK CT55 RD927/RD930 D70 L820	16,3
7349-6020-05	SHANK CT67 HL1560ST D80 L635	18,0
7349-6045-15	SHANK CT67 HL1560T/RD1635CF/RD1700	22,1
7349-7728P-15	SHANK CT67 RD927/RD930 D70 L820	18,2
7358-7715-15	SHANK ST58 RD900 D65 L670	13,4
7358-7716-15	SHANK ST58 RD900-PE D65 L670	15,0
7358-7716-34	SHANK ST58 RD900-PE D65 L670	14,4
7378-7615-26	DRILL TUBE ST58 L=1525MM	30,5
7378-7618-26	DRILL TUBE ST58 L=1830MM	40,0
7379-8715-26	DRILL TUBE ST68 L=1525MM	39,0
7379-8718-26	DRILL TUBE ST68 L=1830MM	46,2
7382-1543-85	MF-TUBE ROD LT90 4265MM	109,5

Item code	Item description	Weight (kg)
7388-7618-26	DRILL TUBE CT55 L=1830MM	39,5
7389-8718-26	DRILL TUBE CT67 L=1830MM	45,8
7398-5637-85	MF ROD CT55 L=3660MM	55,4
7398-5643-85	MF ROD CT55 L=4265MM	64,0
7398-5655-85	MF ROD CT55 L=5485MM	81,5
7399-6637-85	CT67 MF-ROD 3660MM	80,4
7399-6643-85	CT67 MF-ROD 4265MM	93,2
7399-6655-85	CT67 MF-ROD 5485MM	116,0
7399-6661-85	CT67 MF-ROD 6095MM	128,5
7514-1654A-R48	BUTTON BIT T38 54MM RT300	1,0
7514-1664-R48	BUTTON BIT T38 64MM	1,5
7514-1664-R70	BUTTON BIT T38 64MM SH70	1,5
7514-1664-S70	BUTTON BIT T38 64MM SH70	1,5
7514-1870-S48	BUTTON BIT T38 70MM	1,9
7514-1870-S70	BUTTON BIT T38 70MM SH70	1,8
7514-1876-R48	BUTTON BIT T38 76MM	2,1
7514-1876-S48	BUTTON BIT T38 76MM RT300	2,1
7514-1876-S70	BUTTON BIT T38 76MM SH70	2,1
7514-1889-S48	BUTTON BIT T38 89MM RT300	2,9
7514-1889-S70	BUTTON BIT T38 89MM SH70	2,7
7514-4660A-R48	RETRAC BIT T38 60MM RT300	1,8
7514-4660A-R70	RETRAC BIT T38 60MM SH70	1,8
7514-4664-R70	RETRAC BIT T38 64 MM SH70	1,9
7514-4664-S70	RETRAC BIT T38 64MM SH70	1,9
7514-4670-R70	RETRAC BIT T38 70MM SH70	2,5
7514-4864A-R70	RETRAC BIT T38 64MM SH70	2,1
7514-4870-S48	RETRAC BIT T38 70MM RT300	2,7
7514-4870-S70	RETRAC BIT T38 70MM SH70	2,6
7514-4876-R48	RETRAC BIT T38 76MM	3,0
7514-4876-R70	RETRAC BIT T38 76MM SH70	3,0
7514-4876-S70	RETRAC BIT T38 76MM SH70	2,9
7514-5576A-C60	SOFT ROCK BIT T38 76MM	2,1
7514-5627-S48	REAMING BIT T38 127MM	5,1
7514-5652-S48	REAMING BIT T38 152MM	7,6
7514-7864A-S48	RETRAC BUTTON BIT T38 64MM	2,0
7514-7864A-S70	RETRAC BIT T38 64MM SH70	1,9
7514-7889-S48	RETRAC BIT T38 89MM	4,1
7514-7889-S70	RETRAC BIT T38 89MM SH70	4,0
7514-7976-R48	BUTTON BIT T38 76MM DC	3,0
7514-8264-R48	GUIDE BIT T38 64MM RT300	2,1
7514-8264-R70	GUIDE BIT T38 64MM SH70	2,0
7515-1870-S70	BUTTON BIT T45 70MM SH70	2,3
7515-1876-R48	BUTTON BIT T45 76MM	2,3

Item code	Item description	Weight (kg)
7515-1876-R70	BUTTON BIT T45 76MM SH70	2,3
7515-1876-S70	BUTTON BIT T45 76MM SH70	2,3
7515-1889-R48	BUTTON BIT T45 89MM	3,1
7515-1889-R70	BUTTON BIT T45 89MM SH70	3,1
7515-1889-S48	BUTTON BIT T45 89MM	3,1
7515-1889-S70	BUTTON BIT T45 89MM SH70	3,1
7515-1902-S48	BUTTON BIT T45 102MM RT300	3,8
7515-1902-S70	BUTTON BIT T45 102MM SH70	3,8
7515-4866-R48	RETRAC BIT T45 66MM RT300	2,0
7515-4870-R70	RETRAC BIT T45 70MM SH70	2,5
7515-4876-R70	RETRAC BIT T45 76MM SH70	2,9
7515-4876-S70	RETRAC BIT T45 76MM SH70	2,8
7515-4883-R70	RETRAC BIT T45 83MM SH70	4,2
7515-4889-R70	RETRAC BIT T45 89MM R70	4,3
7515-4889-S70	RETRAC BIT T45 89MM SH70	4,3
7515-4902-S48	RETRAC BIT T45 102MM	6,2
7515-4902-S70	RETRAC BIT T45 102MM SH70	6,2
7515-5627-S48	REAMING BIT T45 127MM	5,5
7515-5652-S48	REAMING BIT T45 152MM	9,3
7515-7876A-S48	RETRAC BUTTON BIT T45 76MM	2,9
7515-7876A-S70	RETRAC BIT T45 76MM SH70	2,9
7515-7889A-S48	RETRAC BUTTON BIT T45 89MM	4,6
7515-7889A-S70	RETRAC BIT T45 89MM SH70	4,4
7515-7902-S70	RETRAC BIT T45 102MM DC SH70	5,4
7515-7976-R70	RETRAC BIT T45 76MM SH70	2,8
7515-7976-S48	BUTTON BIT T45 76MM DC	2,8
7515-7976-S70	RETRAC BIT T45 76MM SH70	2,8
7515-7989-R48	BUTTON BIT T45 89MM RETRAC	4,2
7515-7989-R70	RETRAC BIT T45 89MM SH70	4,2
7515-7989-S70	RETRAC BIT T45 89MM SH70	4,2
7515-8276-R48	GUIDE BIT T45 76MM RT300	3,2
7515-8276-R70	GUIDE BIT T45 76MM SH70	3,2
7516-1889-R48	BUTTON BIT T51 89MM	3,5
7516-1889-R70	BUTTON BIT T51 89MM SH70	3,5
7516-1889-S48	BUTTON BIT T51 89MM	3,6
7516-1889-S70	BUTTON BIT T51 89MM SH70	3,6
7516-1902-R48	BUTTON BIT T51 102MM RT300	4,5
7516-1902-R70	BUTTON BIT T51 102MM SH70	4,5
7516-1902-S48	BUTTON BIT T51 102MM RT300	4,5
7516-1902-S70	BUTTON BIT T51 102MM SH70	4,6
7516-1915-S48	BUTTON BIT T51 115MM RT300	6,1
7516-1915-S70	BUTTON BIT T51 115MM SH70	5,9
7516-1927-S48	BUTTON BIT T51 127MM RT300	6,8

Item code	Item description	Weight (kg)
7516-2689A-S48	BUTTON BIT T51 89MM	3,6
7516-4883-R70	RETRAC BIT T51 83MM SH70	3,7
7516-4883-S48	RETRAC BIT T51 83MM RT300	3,7
7516-4883-S70	RETRAC BIT T51 83MM SH70	3,7
7516-4889-R70	RETRAC BIT T51 89MM SH70	4,1
7516-4889-S70	RETRAC BIT T51 89MM SH70	4,1
7516-4889-S81	RETRAC BIT T51 89MM GC81	4,1
7516-4902-R70	RETRAC BIT T51 102MM SH70	6,2
7516-4902-S70	RETRAC BIT T51 102MM SH70	6,1
7516-4915-R48	RETRAC BIT T51 115MM RT300	8,0
7516-4915-R70	RETRAC BIT T51 115MM SH70	7,9
7516-4915-S70	RETRAC BIT T51 115MM SH70	7,9
7516-4927-S48	RETRAC BIT T51 127MM RT300	10,6
7516-4927-S70	RETRAC BIT T51 127MM SH70	10,5
7516-5589A-C60	SOFT ROCK BIT T51 89 MM	3,6
7516-5652-S48	REAMING BIT T51 152MM	8,8
7516-7002-S70	RETRAC BIT T51 102 MM	6,5
7516-7089-S70	RETRAC BIT T51 89 MM	4,4
7516-7096-R70	RETRAC BIT T51 96MM SH70	5,5
7516-7502A-C60	BUTTON BIT T51 102MM RETRAC DC	6,1
7516-7589A-C60	BUTTON BIT T51 89MM RETRAC DC	4,3
7516-7889A-S48	RETRAC BUTTON BIT T51 89MM	4,3
7516-7889A-S70	RETRAC BIT T51 89MM SH70	4,3
7516-7902-R48	RETRAC BIT T51 102MM DC	5,4
7516-7902-R70	RETRAC BIT T51 102MM SH70	5,4
7516-7902-S70	RETRAC BIT T51 102MM SH70	5,4
7516-7915-S70	RETRAC T51 115MM SH70	7,7
7516-7976-R70	RETRAC BIT T51 76MM SH70	2,9
7516-7989-R70	RETRAC BIT T51 89MM SH70	4,0
7516-7989-S70	RETRAC BIT T51 89MM SH70	4,0
7517-1654A-S48	BUTTON BIT T35 54MM	1,1
7517-1654A-S70	DRIFTER BIT T35 54MM SH70	1,1
7517-4654A-R48	RETRAC BIT T35 54MM	1,4
7517-4654A-R70	RETRAC BIT T35 54MM SH70	1,3
7517-4657A-R48	RETRAC BIT T35 57MM	1,5
7517-4664A-R48	RETRAC BIT T35 64 MM RT300	2,1
7525-4876-R70	RETRAC TUBE BIT T45 76 MM	3,1
7525-4876-S48	RETRAC TUBE BIT T45 76 MM	3,1
7525-6389-F70	AUTOBIT RETRAC T45 89MM SH70	4,8
7528-4915-S70	TUBE BIT ST58 115MM RETRAC SH70	8,7
7528-5604-S81	REAMING BIT ST58 204MM GC81	25,0
7528-5627-S81	REAMING BIT ST58 127MM GC81	7,5
7528-5652-S81	REAMING BIT ST58 152MM GC81	9,3



Item code	Item description	Weight (kg)
7528-6289-F70	AUTOBIT ST58 89MM SH70	3,8
7528-6302-F70	AUTOBIT RETRAC ST58 102MM SH70	6,3
7528-6389-F70	AUTOBIT RETRAC ST58 89MM SH70	5,0
7528-6589-S70	TUBE BIT ST58 89MM SH70	3,7
7528-7302-R70	TUBE BIT ST58 102MM SH70	6,7
7528-7389-R70	RETRAC TUBE BIT ST58 89MM SH70	4,6
7528-8489-R70	TUBE BIT ST58 89MM SH70	4,1
7528-8589-S70	TUBE BIT ST58 89MM RETRAC HD	4,2
7528-8589-S81	TUBE BIT ST58 89MM GC81	4,3
7529-5604-S81	REAMING BIT ST68 204MM GC81	24,5
7529-5652-S81	REAMING BIT ST68 152MM GC81	11,9
7529-5654-S81	REAMER ST68 254/188MM GC81	39,8
7529-6202-F70	AUTOBIT ST68 102 MM	5,7
7529-6302-F70	AUTOBIT ST68 RETRAC 102MM SH70	5,8
7529-6652-S48	COLLARING BIT ST68 152MM	9,0
7529-7302-R70	RETRAC TUBE BIT ST68 102MM SH70	5,6
7529-7315-R65	TUBE BIT ST68 115MM XDC GUIDE	8,2
7529-7315-R70	TUBE BIT ST68 115MM SH70	8,2
7529-8415-R70	TUBE BIT ST68 115MM SH70	5,6
7529-8902-S81	TUBE BIT ST68 102MM RETRAC GC81	5,7
7532-4940-S70	RETRAC BIT LT90 140MM SH70	12,3
7532-4952-S70	RETRAC BIT LT90 152MM SH70	17,9
7532-4965-S70	RETRAC BIT LT90 165MM SH70	22,0
7538-4889-R70	RETRAC BIT CT55 89MM SH70	4,2
7538-4889-S70	RETRAC BIT CT55 89MM SH70	4,2
7538-4902-R70	RETRAC BIT CT55 102MM SH70	5,8
7538-4902-S70	RETRAC BIT CT55 102MM SH70	5,6
7538-4915-S70	RETRAC BIT CT55 115MM SH70	8,4
7538-4927-R70	RETRAC BIT CT55 127MM SH70	10,6
7538-5604-S81	REAMER CT55 204/137MM GC81	23,4
7538-5652-S81	REAMER CT55 152/76MM GC81	9,3
7538-6389-F70	AUTOBIT RETRAC CT55 89MM SH70	4,4
7539-1952-S70	BUTTON BIT CT67 152MM SH70	12,3
7539-4902-S70	RETRAC BIT CT67 102MM 35 SH70	6,4
7539-4915-S70	RETRAC BIT CT67 115MM SH70	8,1
7539-4927-S70	RETRAC BIT CT67 127MM SH70	10,6
7539-4940-S70	RETRAC BIT CT67 140MM 35 SH70	13,9
7539-4952X-S70	RETRAC BIT CT67 152MM SH70	17,6
7539-6202-F70	AUTOBIT CT67 102MM SH70	5,0
7539-6302-F70	AUTOBIT RETRAC CT67 102MM SH70	5,9
7539-6302-S81	RETRAC BIT CT67 102MM GC81	5,9
7539-8115-S55	RETRAC BIT CT67 115MM 35 DP55	7,4
7539-8702-R70	RETRAC BIT CT67 102MM 40 SH70	6,1

Item code	Item description	Weight (kg)
7580-1664-S70	BUTTON BIT A340 64MM SH70	1,5
7580-1876-S70	BUTTON BIT A340 76MM SH70	1,7
7580-4343A-R70	BUTTON BIT A340 43MM SH70	0,7
7580-4345A-S70	BUTTON BIT A340 45MM SH70	0,8
7580-4345A-S81	BUTTON BIT A340 45MM GC81	0,8
7580-4348A-R48	BUTTON BIT A340 48MM	0,9
7580-4348A-S70	BUTTON BIT A340 48MM SH70	0,9
7580-4351A-S70	BUTTON BIT A340 51MM SH70	1,0
7580-4651A-S70	RETRAC BIT A340 51MM SH70	1,1
7580-5143A-S81	BUTTON BIT A340 43MM TC GC81	0,7
7580-5145A-S70	BUTTON BIT 45MM A340 TC SH70	0,8
7580-5145A-S81	BUTTON BIT A340 45MM TC GC81	0,8
7580-5148A-S81	BUTTON BIT A340 48 MM TC GC81	0,8
7580-5243A-S70	BUTTON BIT A340 43MM SH70	0,7
7580-5245A-S70	BUTTON BIT A340 45MM SH70	0,8
7580-5248A-S70	BUTTON BIT A340 48MM SH70	0,8
7580-5345A-R48	BUTTON BIT A340 45MM	0,8
7580-5345A-S48	BUTTON BIT A340 45 MM	0,8
7580-54440A-S48	BUTTON BIT A340 44MM NO OVERSIZE	0,7
7580-5602P-S70	REAMING BIT A340 102MM SH70	3,0
7580-5627P-S70	REAMING BIT A340 127MM SH70	4,1
7580-6043-F49	SPEEDY BIT A340 43MM XT49	0,6
7580-6045A-F70	SPEEDY BIT A340 45MM SH70	0,8
7580-6045-F49	SPEEDY BIT A340 45MM XT49	0,8
7580-6048A-F70	SPEEDY BIT A340 48MM SH70	0,8
7580-6048-F49	SPEEDY BIT A340 48MM XT49	0,8
7580-6051A-F70	SPEEDY BIT A340 51MM SH70	0,8
7581-4348A-S70	BUTTON BIT A360 48MM SH70	0,9
7581-4348A-S81	BUTTON BIT A360 48MM GC81	0,9
7581-4349A-R70	BUTTON BIT A360 49MM SH70	0,9
7581-4351A-S70	BUTTON BIT A360 51MM SH70	0,9
7581-4651A-R70	RETRAC BIT 51MM A360 SH70	1,2
7581-4864A-R70	RETRAC BIT 64MM A360 SH70	2,1
7581-5148A-S70	TOP CENTER BIT A360 48MM SH70	0,9
7581-5148A-S81	TOP CENTER BIT A360 48MM GC81	0,9
7581-5602P-S70	REAMING BIT A360 102MM SH70	2,7
7581-5627P-S70	REAMING BIT A360 127MM SH70	4,0
7581-6048-F49	SPEEDY BIT A360 48MM	0,9
7581-6051-F49	SPEEDY BIT A360 51MM	0,9
7600-3681-01	SHANK GT60 COP3060EX D60 L840	16,4
7600-3682-01	SHANK GT60 COP3060MEX D60 L840	17,3
7600-3699-01	SHANK GT60 COP2560EX L770 D63	14,4
7600-3712-01	SHANK GT60 COP4050ME D70 L700	14,6

Item code	Item description	Weight (kg)
7600-6014-02	SHANK GT60 HL1000/1010 D60 L670	13,1
7600-6022-03	SHANK GT60 HL1500 D60 L760	14,7
7600-6025-02	SHANK GT60 HL1000/1500PE D65 L760	16,7
7600-6025-05	SHANK GT60 HL1000/1500PE/1560HF	17,0
7600-6025-85	SHANK GT60 HL1000/1500/RD1635FC PE	16,9
7600-6025P-15	SHANK GT60 HL1000/HL1500/RD1635FC	17,0
7600-6030-15	SHANK GT60 HL1560/RD1635CF D80L760	21,0
7600-6030-85	SHANK GT60 HL1560/RD1635FC D80 L76	21,0
7600-6030P-15	SHANK GT60 HL1560/RD1635FC ROCKP	21,0
7600-6032-15	SHANK GT60 RD1635CF PE90 TOROID	23,5
7600-6032-85	SHANK GT60 PE HL1500/1560T D90L760	25,6
7600-7530-02	SHANK GT60 HC200A D60 L840	17,0
7600-7715-15	SHANK GT60 RD900 D65 L670	13,1
7600-7715P-15	SHANK GT60 RD900-65 ROCKP D65 L670	13,1
7600-7716P-15	SHANK GT60 PE RD900 D65 L670 ROCKP	14,6
7600-7728-15	SHANK GT60 RD900 D70 L820	17,7
7600-7728P-15	SHANK GT60 RD900 ROCKP D70 L820	17,7
7610-1137-85	MF ROD GT60 R60 MTL L=3660MM	73,0
7610-1143-85	MF ROD GT60 R60 MTL L=4265MM	86,0
7610-1155-85	MF ROD GT60 R60 MTL L=5485MM	108,3
7610-1161-85	MF ROD GT60 R60 MTL L=6095MM	120,0
7610-1243-85	MF ROD GT60+ R64 MTL L=4265MM	94,0
7610-1443-85	MF ROD GT60 R60 MTL L=4265MM	84,0
7620-1892-S70	BUTTON BIT GT60 92MM SH70	4,7
7620-1902-S70	BUTTON BIT GT60 102MM SH70	6,1
7620-1915-S70	BUTTON BIT GT60 115MM SH70	7,5
7620-1927-S70	BUTTON BIT GT60 127MM SH70	9,0
7620-1940-S70	BUTTON BIT GT60 140MM SH70	13,1
7620-1952-S70	BUTTON BIT GT60 152MM SH70	13,2
7620-4902-R48	RETRAC BIT GT60 102MM RT300	7,2
7620-4902-R70	RETRAC BIT GT60 102MM SH70	7,5
7620-4902-S70	RETRAC BIT GT60 102MM SH70	7,8
7620-4915-R70	RETRAC BIT GT60 115MM SH70	9,7
7620-4915-S70	RETRAC BIT GT60 115MM SH70	9,9
7620-4927-R70	RETRAC BIT GT60 127MM SH70	12,6
7620-4927-S70	RETRAC BIT GT60 127MM SH70	12,6
7620-4940-S70	RETRAC BIT GT60 140MM SH70	16,0
7620-4952-S70	RETRAC BIT GT60 152MM SH70	18,5
7620-7002-S70	RETRAC BIT GT60 102MM SH70	7,3
7620-7902-S70	RETRAC BIT GT60 102MM SH70	7,2
7620-7915-S70	RETRAC BIT GT60 115MM SH70	9,2
7620-7927-S70	RETRAC BIT GT60 127MM DC SH70	12,2
7620-7940-S70	RETRAC BIT GT60 140MM DC SH70	15,8

Item code	Item description	Weight (kg)
7620-8115-S55	RETRAC BIT GT60 115MM	9,5
7620-8702-R70	RETRAC BIT GT60 102MM SH70	7,6
7620-8792-R48	RETRAC BIT GT60 92MM RT300	6,0
7620-8792-R70	RETRAC BIT GT60 92MM SH70	6,0
7620-8792-S70	RETRAC BIT GT60 92MM SH70	6,0
7620-8796-R70	RETRAC BIT GT60 96MM SH70	6,5
7630-6005-115	GUIDE ADAPTER GT60 115MM	11,3
7630-6005-127	GUIDE ADAPTER GT60 127MM	14,4
7630-6005-140	GUIDE ADAPTER GT60 140MM	17,6
7630-6005-152	GUIDE ADAPTER GT60 152MM	18,5
7640-7653-80	PILOT TUBE GT60+ 76MM L=5335M	115,7
7640-8716-80	PILOT ROD GT60 87MM L=1600	44,1
7640-8743-80	PILOT TUBE GT60+ 87MM L=4265M	110,7
7660-8743-80	DRILL TUBE GT60+ 87MM L=4265M	104,5
7721-4802-S48	REAMING BIT 12DEG X 51.5MM 102MM	2,1
7721-4827-S48	REAMING BIT 12 DEG X51.5MM 127MM	3,5
7721-4889-S48	REAMING BIT 12 DEG X 51.5MM 89MM	1,5
7722-4864-S48	REAMING BIT 6 DEG X 33.5MM D64	0,9
7722-4876-S48	REAMING BIT 6 DEG X 33.5MM 76MM	1,3
7722-4889-S48	REAMING BIT 6 DEG X 33.5MM D89	1,7
7723-4827-S48	REAMING BIT 12 DEG X 63.1MM 127M	5,2
7732-1651-R48	BUTTON BIT R25 51 MM	0,6
7732-4433C-R48	BUTTON BIT R25 33MM RT300	0,4
7732-4433C-S48	BUTTON BIT R25 33MM	0,3
7732-4435-S70	DRIFTER BIT R25 35MM	0,4
7732-4437C-S48	BUTTON BIT R25 37MM RT300	0,5
7732-5235-R48	BUTTON BIT R25 35MM RT300	0,4
7732-5238-R48	BUTTON BIT R25 38MM	0,5
7732-5238-S48	BUTTON BIT R25 38MM RT300	0,5
7732-5241-S48	BUTTON BIT R25 41MM RT300	0,5
7732-5348A-S48	BUTTON BIT R25 48MM XT48	0,7
7732-6045-F49	BUTTON BIT R25 45 MM	0,6
7733-1651A-R48	BUTTON BIT R32 51MM	0,9
7733-1651A-S48	BUTTON BIT R32 51MM RT300	0,9
7733-1657A-S48	BUTTON BIT R32 57MM RT300	1,2
7733-1664-S48	BUTTON BIT R32 64MM RT300	1,6
7733-1876-S48	BUTTON BIT R32 76MM RT300	1,8
7733-4651-R48	RETRAC BIT R32 51MM	1,2
7733-4651-R70	RETRAC BIT R32 51MM SH70	1,2
7733-4651-S48	RETRAC BIT R32 51MM	1,2
7733-4651-S70	RETRAC BIT R32 51MM SH70	1,2
7733-4664-S48	RETRAC BIT R32 64MM RT300	2,3
7733-4664-S70	RETRAC BIT R32 64MM SH70	2,3

Item code	Item description	Weight (kg)
7733-4864-S48	RETRAC BIT R32 64MM RT300	2,4
7733-5241-S48	BUTTON BIT R32 41MM RT300	0,7
7733-5243A-S48	BUTTON BIT R32 43MM RT300	0,7
7733-5245A-S48	BUTTON BIT R32 45MM	0,8
7733-5248A-S48	BUTTON BIT R32 48MM XT48	0,9
7733-5251A-S48	BUTTON BIT R32 51MM RT300	0,9
7733-5343A-R48	BUTTON BIT R32 43MM RT300	0,7
7733-5345A-R48	BUTTON BIT R32 45MM	0,8
7733-5345A-S48	BUTTON BIT R32 45MM RT300	0,8
7733-5348A-R48	BUTTON BIT R32 48MM RT300	0,9
7733-5348A-S48	BUTTON BIT R32 48MM RT300	0,9
7733-5443B-R48	BUTTON BIT R32 43MM RT300	0,7
7733-5445B-R48	BUTTON BIT R32 45MM RT300	0,8
7733-5602P-S48	REAMING BIT R32 102MM	3,0
7733-5627P-S48	REAMING BIT R32 127MM	4,5
7733-5689-S45	REAMING BIT R32 89MM	2,7
7733-6043-F49	SPEEDY BIT 43 MM R32	0,7
7733-6045-F49	SPEEDY BIT R32 45MM	0,8
7733-6048-F49	SPEEDY BIT R32 48MM	0,9
7733-6051-F49	SPEEDY BIT R32 51MM	1,0
7737-4433-R48	BUTTON BIT R23 33MM RT300	0,3
7737-5238A-R48	BUTTON BIT R23 38MM RT300	0,4
7738-1651A-R48	BUTTON BIT R35 51MM RT300	1,0
7738-5348A-R48	BUTTON BIT R35 48MM RT300	1,0
7738-5602P-S48	REAMING BIT R35 102MM	2,9
7739-5237-S70	DRIFTER BIT R28 37MM SH70	0,5
7739-5238-R48	DRIFTER BIT R28 38MM RT300	0,6
7739-5238-S70	DRIFTER BIT R28 38MM	0,6
7739-5241-S48	BUTTON BIT R28 41MM RT300	0,6
7739-5243-S48	BUTTON BIT R28 43MM RT300	0,7
7739-5345-R48	BUTTON BIT R28 45MM RT300	0,7
7770-4433-B49	TAPERED BUTTON BIT 33MM 12DEG	0,3
7770-5435-B49	TAPERED BUTTON BIT 35 MM 12D XT49	0,4
7776-4432-B49	TAPERED BUTTON BIT 32 MM 11 DEG	0,2
7776-4436-B49	TAPER BUTTON BIT 36 MM 11 DEG	0,2
7776-4438-B49	TAPER BUTTON BIT 38 MM 11 DEG	0,3
7776-4440-B49	TAPERED BUTTON BIT 40MM 11D XT49	0,3
7776-6434-B49	TAPER BUTTON BIT 34 MM 11 DEG	0,3
7788-5232-B49	TAPERED BUTTON BIT 32MM 7DE XT49	0,3
7788-5233-B49	TAPERED BUTTON BIT 33MM 7D XT49	0,3
7788-5235-B49	TAPERED BUTTON BIT 35MM 7D XT49	0,4
7788-5238-B49	TAPERED BUTTON BIT 38MM 7D XT49	0,4
7795-5232-B49	TAPERED BUTTON BIT 32MM 12D XT49	0,2

Item code	Item description	Weight (kg)
7795-6428-B49	TAPERED BUTTON BIT 28MM 12D XT49	0,2
7802-6103-11	SHANK ADAPTER R25 H22X108 L=255MM	1,2
7802-6108-11	SHANK ROD R25 H22X108 L=800MM	2,8
7802-6110-11	SHANK ROD R25 H22X108 L=1000MM	3,4
7802-6124-11	SHANK ROD R25 H22X108 L=2400MM	7,7
7802-6136-11	SHANK ROD R25 H22X108 L=3600MM	11,5
7802-7103-21	SHANK ROD R25 H25X159 L=255MM	1,6
7802-7124-30	SHANK ROD H25-R25 2400 MM	9,6
7802-71373-30	SHANK ROD H25-R25 L=3735 MM	14,8
7802-7567-01	SHANK R25 HLX1/28 D28 L255	1,1
7803-3581-02	SHANK R32 COP1132 D35 L410	2,5
7803-3583-02	SHANK R32 COP1132 D35 L500	3,0
7803-3590-03	SHANK R32 COP10/1238HD H200 D38 L4	3,8
7803-3652-01	SHANK R32 COP1532/1440/1838 D38 L435	3,6
7803-3656-02	SHANK R32 COP1532/1440/1838	4,2
7803-3704-01	SHANK R32 COP1140/1435 D35 L410	2,6
7803-4703-01	SHANK R32 HYDRASTAR200 D45 L351	3,7
7803-4725-01	SHANK R32 HC40/HC50 D38 L447	3,2
7803-4726-01	SHANK R32F HC40 D45 L270	2,8
7803-4737-01	SHANK R32F HC25 D45 L202	2,0
7803-4765-01	SHANK R32F HC50 D45 L270	2,7
7803-4768-01	SHANK R32F HC28 D45 L272	2,7
7803-7500-61	SHANK R32 PR123, URD475/550	3,2
7803-7531-01	SHANK R32 HL500S/510S/B/LH D38L460	3,8
7803-7535-02	SHANK R32 HL500/510 D38 L550	4,2
7803-7547-01	SHANK R32 HL300S D45 L245	2,6
7803-7549-01	SHANK R32 HL300 D32 L400	2,5
7803-7577-02	SHANK R32 HL700/S/LH/PE/650 D52 L6	8,0
7803-7585-01	SHANK R32 HLX5/T D45 L500	5,0
7803-7586-01	SHANK R32 HLX5/T D45 L575	5,4
7803-7661-01	SHANK R32F RD212 D45 L245	2,6
7803-7663-01	SHANK R32F RD314 D45 L205	2,0
7803-7672-01	SHANK R32 RD308/RD314/RD414D38L410	3,2
7804-3590-03	SHANK R38 COP10/1238HD H200 D38	4,2
7804-3652-01	SHANK R38 COP1432/1440/1838	3,9
7804-4725-01	SHANK R38 HC40/HC50 D38 L447	3,8
7804-4738-01	SHANK R38 HC109 D45 L530	5,7
7804-7536-01	SHANK R38 HL500S/510S/B/LH	4,4
7804-7585-01	SHANK R38 HLX5/T D45 L500	5,3
7804-7658-01	SHANK R38 RD315 D38 L375	3,5
7804-7660-01	SHANK R38 RD212 D38 L379	3,3
7805-6015	SHANK R55L 4050/4052/4053 D56 L500	10,6
7805-7015	SHANK R55R 4050/4052/4053 D56 L500	10,6

Item code	Item description	Weight (kg)
7807-6103-11	SHANK ROD R23 H22X108 L=255MM	1,1
7807-6124-11	SHANK ROD R23 H22X108 L=2400MM	7,6
7807-7570-01	SHANK R23 HLX1/28 D28 L235	1,0
7809-7567-01	SHANK R28 HLX1/28 D28 L255	1,2
7821-3440	PILOT ADAPTER R32 12 DEG X 51.5MM	2,7
7821-5440	PILOT ADAPTER R35 12 DEG X 51.5MM	2,7
7821-8040	PILOT ADAPTER A340 12 DEG X 51.5MM	2,5
7821-8140	PILOT ADAPTER A360 12 DEG X 51.5MM	2,4
7822-1526	PILOT ADAPTER R28 6 DEG X 33.5MM	1,9
7822-2526	PILOT ADAPTER R25 6 DEG X 33.5MM	1,3
7822-3526	PILOT ADAPTER R32 6 DEG X 33.5MM	1,5
7823-2647	PILOT ADAPTER T38 12 DEG X 63.1MM	4,6
7832-3301	BIT ADAPTER R25F/R32M	1,2
7833-4301	BIT ADAPTER R32F/R38M	1,8
7833-4401	BIT ADAPTER R32F/T38M	1,9
7839-3301	BIT ADAPTER R28F/R32M	1,4
7852-2309-20	EXTENSION ROD R25 H25 L=915MM	3,3
7852-2312-20	EXTENSION ROD R25 H25 L=1220MM	4,4
7852-2315-20	EXTENSION ROD R25 H25 L=1525MM	5,6
7852-2318-20	EXTENSION ROD R25 H25 L=1830MM	6,7
7852-2324-20	EXTENSION ROD R25 H25 L=2435MM	9,0
7852-2331-20	EXTENSION ROD R25 H25 L=3050MM	11,3
7852-3112-20	MF ROD R25 H25 L=1220	4,8
7852-313025-20	MF ROD R25-H25 3025 MM	11,9
7853-2418-20	DRIFTER ROD R32 H25 R25 L=1870MM	7,2
7853-2421-20	DRIFTER ROD R32 H25 R25 L=2175MM	8,5
7853-2424-20	DRIFTER ROD R32 H25 R25 L=2475MM	9,5
7853-2426-20	DRIFTER ROD R32 H25 R25 L=2630MM	10,0
7853-2427-20	DRIFTER ROD R32 H25 R25 L=2785MM	11,1
7853-2429-20	DRIFTER ROD R32 H25 R25 L=2935MM	11,5
7853-2431-20	DRIFTER ROD R32 H25 R25 L=3090MM	12,0
7853-2433-20	DRIFTER ROD R32 H25 R25 L=3340MM	13,1
7853-2437-20	DRIFTER ROD R32 H25 R25 L=3700MM	14,3
7853-3026-20	DRIFTER ROD R32 H28 R25 L=2630MM	12,9
7853-3031-20	DRIFTER ROD R32 H28 R25 L=3090MM	16,8
7853-3037-20	DRIFTER ROD R32-H28-R25 L=3700 MM	19,2
7853-3312-20	EXTENSION ROD R32 R32 L=1220MM	6,4
7853-3318-20	EXTENSION ROD R32 R32 L=1830MM	9,8
7853-3324-30	EXTENSION ROD R32 R32 L=2435MM	13,1
7853-3331-30	EXTENSION ROD R32 R32 L=3050MM	15,0
7853-3337-30	EXTENSION ROD R32 R32 L=3660MM	19,8
7853-3343-30	EXTENSION ROD R32 R32 L=4265MM	23,1
7853-5109-20	MF ROD R32 R32 L=915MM	5,4

Item code	Item description	Weight (kg)
7853-5112-20	MF ROD R32 R32 L=1220MM	7,0
7853-5115-20	MF ROD R32 R32 L=1525MM	9,0
7853-5118-20	MF ROD R32 R32 L=1830MM	10,5
7853-5124-20	MF ROD R32 R32 L=2435MM	13,5
7853-5131-20	MF ROD R32 R32 L=3050MM	16,9
7853-5137-20	MF ROD R32 R32 L=3660MM	20,2
7853-5143-20	MF ROD R32 R32 L=4265MM	23,4
7853-7624-20	DRIFTER ROD R32 H28 R28 L=2475MM	12,3
7853-7626-20	DRIFTER ROD R32 H28 R28 L=2630MM	13,1
7853-7627-20	DRIFTER ROD R32 H28 R28 L=2785MM	13,9
7853-7631-20	DRIFTER ROD R32 H28 R28 L=3090MM	15,4
7853-7637-20	DRIFTER ROD R32 H28 R28 L=3700MM	18,5
7853-7643-20	DRIFTER ROD R32 H28 R28 L=4305MM	21,5
7854-8637-20	DRIFTER ROD R38 H32 R32 L=3700MM	23,5
7854-8643-20	DRIFTER ROD R38 H32 R32 L=4305MM	27,0
7854-9637-20	DRIFTER ROD R38 H35 R32 L=3700MM	28,7
7854-9643-20	DRIFTER ROD R38 H35 R32 L=4305MM	34,0
7854-9649-20	DRIFTER ROD R38 H35 R32 L=4915MM	38,3
7854-9655-20	DRIFTER ROD R38 H35 R32 L=5525MM	43,0
7857-4821-20	MF ROD R23 H22 L=2095MM	6,5
7857-4831-20	MF ROD R23 H22 L=3050MM	9,4
7859-5131-20	MF-ROD R28-ROUND32-R28 L=3050 MM	17,7
7859-5137-20	MF-ROD R28-ROUND32-R28 L=3660 MM	20,3
7870-1132-11	H22X108 TAPERED ROD HF 12DEG L3200	10,1
7870-1140-11	TAPERED ROD H22 L=4000MM 12 DEG	12,5
7870-1144-11	TAPERED ROD H22 L=4420MM 12 DEG	13,8
7870-1148-11	TAPERED ROD H22 L=4800MM 12 DEG	14,9
7870-1156-11	TAPERED ROD H22 L=5600MM 12 DEG	17,4
7870-1164-11	TAPERED ROD H22 L=6400MM 12 DEG	19,8
7870-6106-11	TAPERED ROD H22 L=610MM 12 DEG	2,2
7870-6112-11	TAPERED ROD H22 L=1220MM 12 DEG	4,0
7870-6118-11	TAPERED ROD H22 L=1830MM 12 DEG	5,9
7870-6120-11	TAPERED ROD H22 L=2000MM 12 DEG	6,4
7870-6124-11	TAPERED ROD H22 L=2440MM 12 DEG	8,0
7870-6131-11	TAPERED ROD H22 L=3050MM 12 DEG	9,6
7870-6137-11	TAPERED ROD H22 L=3660MM 12 DEG	11,5
7876-6106-11	TAPERED ROD H22 L=610MM 11 DEG	2,2
7876-6108-11	TAPERED ROD H22 L=760MM 11 DEG	2,7
7876-6112-11	TAPERED ROD H22 L=1220MM 11 DEG	4,1
7876-6116-11	TAPERED ROD H22 L=1600MM 11 DEG	5,2
7876-6118-11	TAPERED ROD H22 L=1830MM 11 DEG	6,0
7876-6124-11	TAPERED ROD H22 L=2440MM 11 DEG	7,8
7888-6124-11	TAPERED ROD H22 L=2440MM 7 DEG	8,0

Item code	Item description	Weight (kg)
7888-6132-11	TAPERED ROD H22 L=3200MM 7 DEG	10,1
795-1310	BIT DIAM.WEAR GAUGE 43-51MM BITS	5,8
795-1343	TEMPLATE CROSS/CHIS-INT.CR/XBITS	0,1
795-1397	AUXILIARY TOOL,GRINDING TEMPLATE	0,0
795-1398	AUXILIARY TOOL,GRINDING TEMPLATE	0,0
795-1467	KNOCK-OFF TOOL FOR HEX22	1,0
795-1469	KNOCK-OFF TOOL FOR PILOT ROD	4,8
795-1604A	FISHING SLEEVE R32	1,9
795-1605	FISHING SLEEVE R38	3,9
795-1607A	FISHING SLEEVE T38	4,4
795-1609A	FISHING SLEEVE T51	6,5
795-1613	FISHING SLEEVE T35	2,2
795-1614	FISHING SLEEVE T45	4,1
795-1675	FISHING PIKE T38 FEMALE THREAD	1,2
795-1682	FISHING PIKE T45 FEMALE THREAD	1,6
795-1683	FISHING PIKE T51 FEMALE THREAD	2,2
795-1696	FISHING SLEEVE TUBES ST68, 87 MM	10,9
795-1960	THREAD GREASE 4.5 KG ACINOL 1515	4,8
795-1961	THREAD GREASE 18KG 1515ASC PLASTIC	19,0
795-1962	THREAD GREASE 0,4 KG ACINOL 1515	0,6
795-1963	THREAD GREASE 18KG ACINOL 1405 ASC	18,0
795-1964	THREAD GREASE 240 KG ACINOL 1515	240,0
795-1967	THREAD GREASE 50 KG ACINOL 1515	50,0
795-1969	THREAD GREASE 18KG 1515ASC STEEL	20,3
795-2301-22	AUXILIARY TOOL, CHUCK WEAR GAUGE	0,0
795-2601	FISHING SLEEVE GT60	10,2
795-2604	FISHING PIKE GT60	5,5
795-2605	FISHING PIKE ST68	4,3
795-2606	FISHING PIKE ST58	3,4
795-2609	FISHING PIKE CT55	3,5
795-2610	FISHING SLEEVE CT55	9,2
7953-4618-20	GUIDE TUBE R32 46MM L=1830MM	16,2
7953-4631-20	GUIDE TUBE R32 46MM L=3050MM	26,0
7955-5612-20	GUIDE TUBE T38 56MM L=1220MM	15,9
7955-5618-20	GUIDE TUBE T38 56MM L=1830MM	23,8
7955-5637-20	GUIDE TUBE T38 56MM L=3660MM	47,5
7956-6318-21	GUIDE TUBE T45 63MM L=1830MM	23,2
7956-6337-70	GUIDE TUBE T45 63MM L=3660MM	45,0
7956-7618-20	GUIDE TUBE T45 76MM L=1830MM	39,0
7956-7637-70	GUIDE TUBE T45 76MM L=3660MM	77,0
7957-7618-20	GUIDE TUBE T51 76MM L=1830MM	39,1
7957-7637-70	GUIDE TUBE T51 76MM L=3660MM	77,1
7957-7637-85	T51 GUIDE TUBE 76MM 3660MM	76,9

Item code	Item description	Weight (kg)
7957-8737-70	GUIDE TUBE T51 87MM L=3660MM	89,2
7957-8737-85	GUIDE TUBE T51 87MM L=3660MM	88,8
7979-2221	DOLLY PUSHER SS-33 HEX22X108	1,4
7979-2226	DOLLY PUSHER SS-39 HEX 22X108	1,5
7979-2626	DOLLY PUSHER SS-39 T38	1,7
7979-2630	DOLLY PUSHER SS-46 T38	1,9
7979-4530	DOLLY PUSHER SS-46 R38	1,9
7985-6315-26	DRILL TUBE T45 L=1525MM	26,0
7985-6318-26	DRILL TUBE T45 L=1830MM	32,0
7992-3335	COUPLING SLEEVE R25	0,7
7993-0444	COUPLING SLEEVE R32/R28	1,2
7993-2443	COUPLING SLEEVE R32/R25	1,1
7993-3644	COUPLING SLEEVE R32	1,0
7994-3455	COUPLING SLEEVE R38/R32 D55	1,9
7994-3655	COUPLING R38	1,7
7994-4055	R38-R32 REDUCT.COUPLING FULLBRIDGE	2,2
7999-8743-85	CT67 GUIDE TUBE L=4265MM	105,8





